

J. H. HAWES.
Toy.

No. 204,970.

Patented June 18, 1878.

Fig: 1.

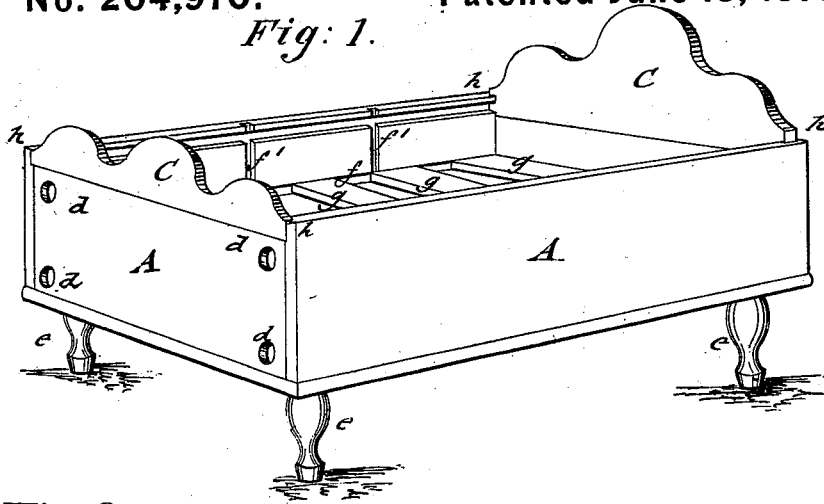


Fig: 2.

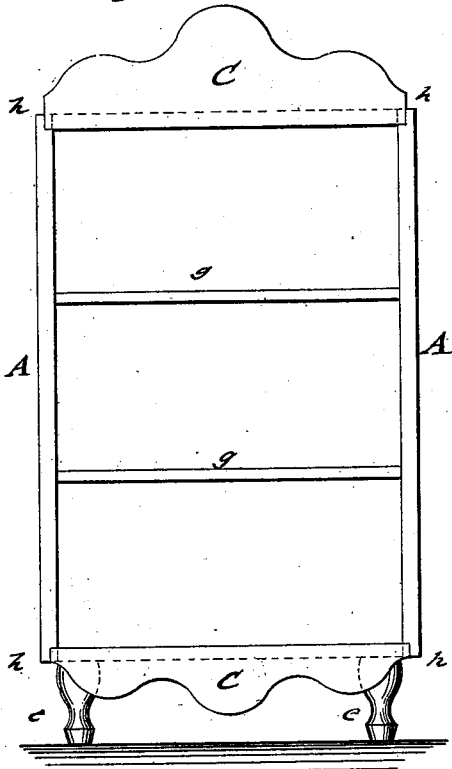
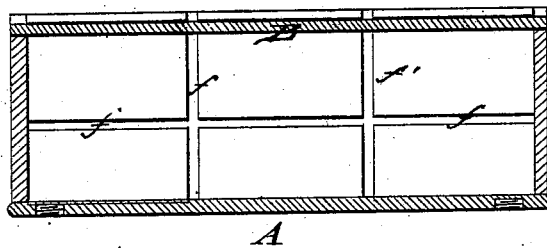


Fig: 3.



WITNESSES:

Achilles Schehl.
C. Sedgwick

INVENTOR:

J. H. Hawes
BY *Munn & Co*

ATTORNEYS.

UNITED STATES PATENT OFFICE.

JAMES H. HAWES, OF MONROETON, PENNSYLVANIA.

IMPROVEMENT IN TOYS.

Specification forming part of Letters Patent No. **204,970**, dated June 18, 1878; application filed April 16, 1878.

To all whom it may concern:

Be it known that I, JAMES H. HAWES, of Monroeton, in the county of Bradford and State of Pennsylvania, have invented a new and Improved Combination Toy-Box, of which the following is a specification:

The object of this invention is to furnish a toy-box into which may be packed any desired articles or toys for children.

The invention consists of a box having corner socket-holes in the bottom and in one of the end walls, and inner longitudinal and vertical grooves in the longer side walls of the same for the insertion of slats. The sliding cover is also provided with socket screw-holes at the under side, for attaching supporting-legs in like manner to the bottom and end walls. In connection with wedge-shaped recesses at the ends of the side walls are used detachable head-boards, so that the box can be used either as a bedstead or cupboard, as desired.

In the accompanying drawing, which illustrates my invention, Figure 1 represents a perspective view of my improved combination toy-box, shown arranged as a bedstead; Fig. 2, a front elevation of the same, shown arranged as a cupboard. Fig. 3 is a vertical longitudinal section of the box, shown in closed position.

Similar letters of reference indicate corresponding parts.

Referring to the drawing, A represents the body of my improved combination toy-box, which is made of suitable size in proportion to the articles to be inclosed and packed therein. The bottom of the box is arranged at the under side, and also one of the end walls, with corner screw-holes *d*, into which shorter legs *e* may be inserted. When the legs are screwed into the end wall and the box placed into upright position, it may be arranged as a cupboard; but when the legs are inserted in the bottom, the body of the box forms the main portion of a bedstead.

The longer side walls of the body A are provided at the inside with central longitudinal grooves *f*, and with two or more vertical grooves, *f'* transversely to the former, which grooves are used in connection with slats *g*, respectively, as shelves for the cupboard and

as slats for the bedstead. In one case the slats are inserted into the transverse grooves parallel to the end walls of the box; in the other case, into the longitudinal grooves parallel to the bottom of the box.

When the box is used as a cupboard or bedstead, head-boards C are used in connection with the body A, the head-boards being inserted into end recesses *h* of the longer side walls, either as shown in Fig. 2 or as shown in Fig. 1.

The recesses of the end walls, as well as the ends of the head-boards, are made tapering or converging, so as to retain the head-boards in position.

When the shorter legs are screwed into the bottom of the box, the slats inserted in the longitudinal grooves, and the head-boards into the end recesses, a bedstead is formed, while the cupboard is obtained by placing the slats in the vertical grooves, screwing the shorter legs into the holes of the end walls, and placing the head-boards in vertical position, as shown in Fig. 2.

Having thus described my invention, I claim as new and desire to secure by Letters Patent—

1. A toy-box having corner screw-holes in the bottom and in one of the end walls, for screwing in supporting-legs, and side walls with interior longitudinal and transverse grooves, substantially as shown and described.

2. A toy-box having a bottom and end wall with corner screw-holes, detachable screw-legs, and side walls with interior grooves, in combination with cross-slats and with detachable head-boards secured into end recesses of the side walls, substantially as and for the purpose set forth.

3. The combination, in a toy-box, of the body of the box, having end recesses on the side walls, with detachable head-boards, to be secured in line with the end walls or at right angles thereto, according as the box is to be used as a bedstead or cupboard, substantially as specified.

JAMES H. HAWES.

Witnesses:

PAUL GOEPEL,
C. SEDGWICK.