

E. NORTON.
Broiling-Chamber.

No. 204,991.

Patented June 18, 1878.

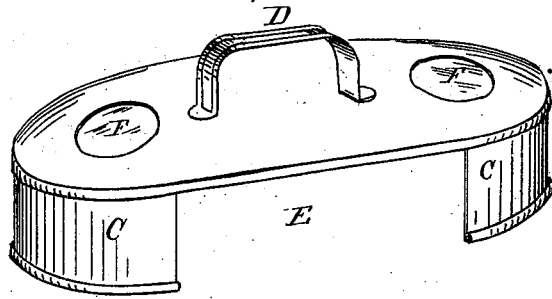


Fig. 1.

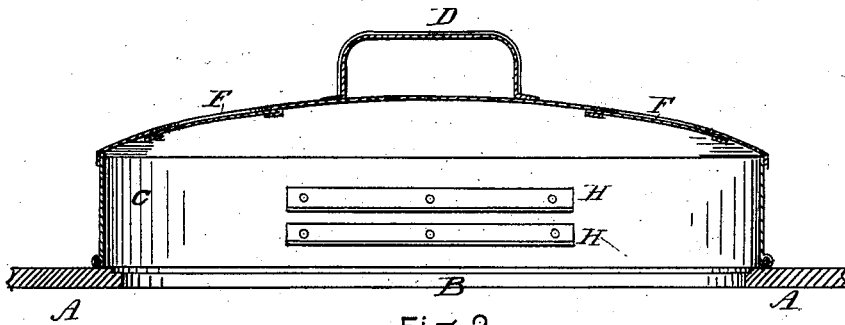


Fig. 2.

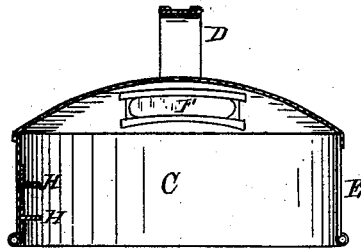


Fig. 3.

WITNESSES

Frankl. Parker
Latt Evans

INVENTOR

Edwin Norton

UNITED STATES PATENT OFFICE.

EDWIN NORTON, OF BOSTON, MASSACHUSETTS, ASSIGNOR OF ONE-HALF
HIS RIGHT TO WILLIAM F. BALDWIN, OF SAME PLACE.

IMPROVEMENT IN BROILING-CHAMBERS.

Specification forming part of Letters Patent No. **204,991**, dated June 18, 1878; application filed
February 13, 1878.

To all whom it may concern:

Be it known that I, EDWIN NORTON, of Boston, in the county of Suffolk and State of Massachusetts, have invented a new and useful Improved Broiling-Chamber, of which the following is a specification:

My invention relates to a device to be used in connection with a stove or range, to be applied to the openings over the fire, so that it may, in connection with the top of the stove or range, form a hot ventilated chamber, into which the article to be cooked may be inserted, the whole forming a receptacle over the fire, into which there will be a constant draft of air, which will pass downward into the stove, and then to the chimney, the current of air taking with it all of the odors that may arise from cooking.

My invention consists in combining with the above-described broiling-chamber a series of brackets or rests for the purpose of holding the gridiron at a certain distance above the fire. I do not claim to have invented the chamber or the windows in it.

Referring to the drawings, Figure 1 is a perspective view of my invention. Fig. 2 is a vertical section of the same. Fig. 3 is a cross vertical section of the same.

Let A A, Fig. 2, represent the plate of the stove or range, and B the opening above the fire.

In Fig. 3 I show my device in full, C C being a chamber or box, made of any suitable

thin metal, and provided with an opening in the front, as indicated at E. The opening E serves as a place for inserting the article to be cooked, and also as a passage for the admission of air, which will be drawn in by the heat of the fire. This draft of fresh air will serve to keep the surface of the fire bright, and will also take with it all of the odors that may arise from cooking.

F F represent two openings made in the metal top of the chamber C, provided with glass or mica, so that in use one may see the article and watch the progress of the cooking. D is a handle for convenience in using this device.

H and H, Figs. 2 and 3, represent small brackets made fast to the back of the chamber, to serve as a rest for the end of the gridiron or toaster when the same is in use. By means of the brackets the gridiron may be held at any desired elevation over the fire.

Having now described the construction and operation of my invention, what I desire to secure by Letters Patent is the following:

The chamber C C, provided with the lights F F, the opening E, and brackets H H, all operating together substantially as described, and for the purpose set forth.

EDWIN NORTON.

Witnesses:

FRANK G. PARKER,
NATL. EVANS.