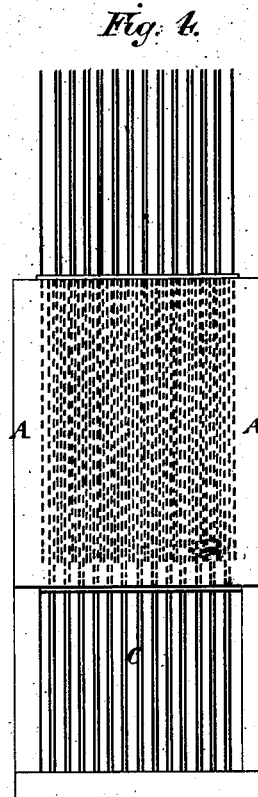
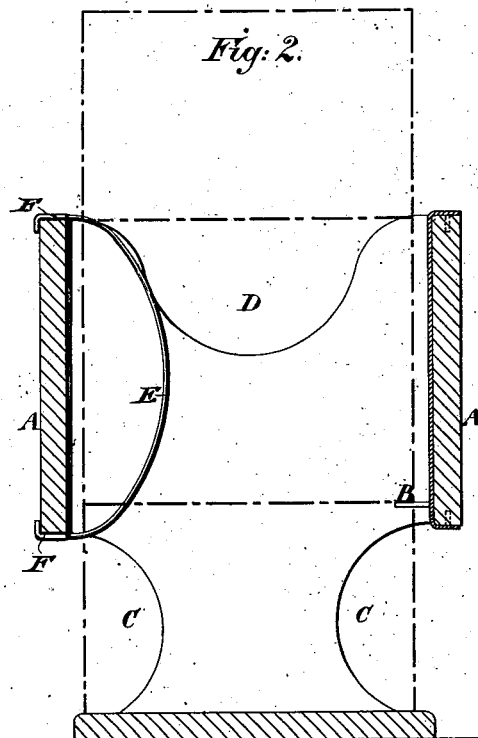
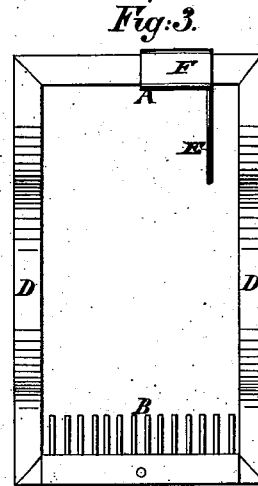
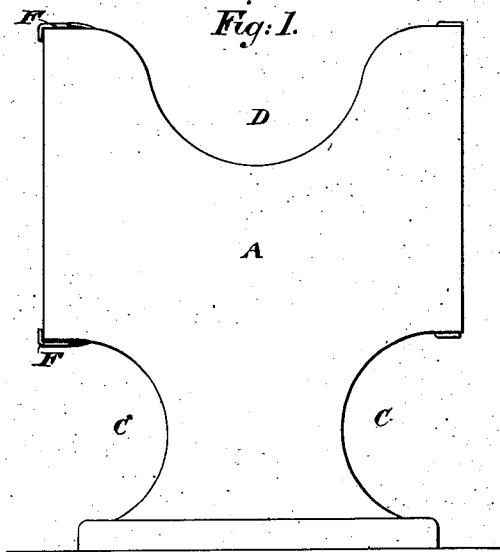


H. C. ASH.
 Apparatus for Shuffling Cards.

No. 205,030.

Patented June 18, 1878.



WITNESSES:

Wm. A. Skinkle,
 Geo. W. Breck

INVENTOR:

Henry C. Ash.
 By his Attorneys
 Baldwin, Hopkins & Taylor.

UNITED STATES PATENT OFFICE.

HENRY C. ASH, OF 315 OXFORD STREET, MIDDLESEX COUNTY, ENGLAND.

IMPROVEMENT IN APPARATUS FOR SHUFFLING CARDS.

Specification forming part of Letters Patent No. 205,030, dated June 18, 1878; application filed May 8, 1878; patented in England, December 27, 1877.

To all whom it may concern:

Be it known that I, HENRY CLARKE ASH, of 315 Oxford street, in the county of Middlesex, England, have invented new and useful Apparatus for Shuffling Cards, which is fully described in the following specification, reference being had to the accompanying drawings.

This invention has for its object to construct apparatus for shuffling cards. For this purpose I employ a box or case with an open top, through which a pack of cards can be introduced endwise. Projecting inward from about the center of one of the ends of the case is a comb or grating of pins.

To shuffle a pack of cards by means of the above apparatus, the pack of cards is introduced endwise into the open top of the case, so that they rest on the grating, and one or two light shakes are given to the case. One-half or thereabout of the cards drop down through the openings between the pins of the grating, while the other half of the cards will remain resting on them and with their upper ends projecting above the top of the case. These cards are now taken hold of all together and removed from the case and set down. The remaining cards are then likewise lifted all together out of the case and placed on the top of the other cards. The lower portion of the box or case is made open at the ends, so that the cards which drop through the grating may be held in one hand, while the cards which remain above the grating are taken hold of and removed by the other hand.

A slide or gage moving transversely upon one end of the case serves to regulate the width of the card-space to suit the case to packs of cards varying in thickness.

The drawings hereunto annexed show an apparatus constructed as above described.

Figure 1 is a side view, Fig. 2 a vertical section, and Fig. 3 a plan view, of the apparatus. Fig. 4 is an end view, showing the manner in which one-half of the cards, or thereabout, are partly withdrawn from among the other cards by means of the grating.

A is the box or case, open at the top. B is the comb or grating of pins, carried by a metal plate, which is secured to one end of the box, as shown. If desired, a similar grating might be carried by the opposite end of

the box. I prefer, however, to employ a single grating, as shown in the drawings. C C are the openings at the lower part of the ends of the box, to allow of those cards which have dropped down through the openings in the grating being taken hold of and retained, while the other cards, which remain above the grating, are removed from the box or case. When the cards which are above the grating have been removed and laid down, the other cards can be taken hold of at their upper ends and all removed together and laid down upon the upper cards, and the shuffling of the pack of cards be thereby completed.

The upper parts of the two sides of the box or case are hollowed downward, as shown at D D, to allow of the cards which have dropped down through the grating being thus taken hold of to remove them.

E is the slide to adjust the case to the thickness of the pack. It is shown as formed of a bent or bow-shaped wire projecting into the case and secured at its ends to guide-clips or flanged plates F F, embracing the edges of one end of the case at top and bottom. This slide may be adjusted so as to regulate, as desired, the width of the space between it and that side of the case next which the pack is placed, so that packs of different numbers or varying thicknesses may be snugly adjusted in the case.

By using apparatus such as above described for shuffling packs of cards, the shuffling of the cards can be effected far more perfectly and in less time than when the cards are shuffled by hand in the ordinary manner.

Having thus described the nature of my invention and the manner of performing the same, I would state that the form of the box or case may be considerably varied, and that other ways of carrying the grating and the slide in the interior of the case may be adopted, as also that the number and size of the pins forming the grating may be varied.

What I claim is—

1. An apparatus for shuffling packs of cards consisting of a box or case to receive the cards provided with an internal grating or gratings, by means of which one-half of the cards or thereabout can be separated from among the others, substantially as hereinbefore set forth.

2. A card-shuffling box or case open at top, provided with a grating to separate the cards, and made open at its lower part, substantially as and for the purpose hereinbefore set forth.

3. The hereinbefore-described card-shuffling apparatus, consisting of a box or case having an open top hollowed or cut away at its sides at top, having openings at its lower part, and provided with a card-separating comb or grating.

4. The combination, with the card-shuffling case, of an adjusting-slide to vary the width of the card-space, substantially as hereinbefore set forth.

HENRY CLARKE ASH.

Witnesses:

CHAS. BERKLEY HARRIS,
17 Gracechurch street, London.

JOHN DEAN,
17 Gracechurch street, London.