

J. H. HOLLMAN.
Finger Nail-Trimmer.

No. 205,088.

Patented June 18, 1878.

Fig. 1.

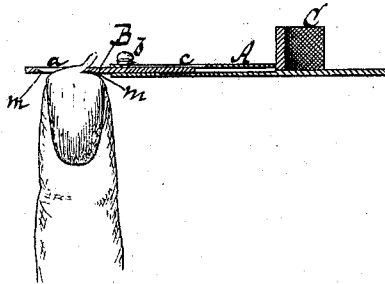


Fig. 2.

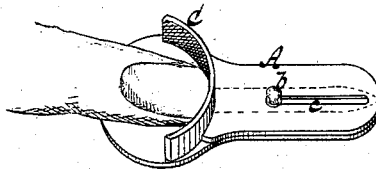
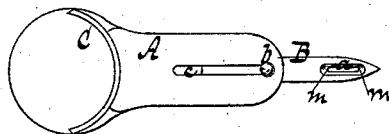


Fig. 3.



Witnesses
Otto Stifel and
Augs Ruzggenmann

Inventor
John H. Hollman
by
Van Santvoord & Hauff
his attorney

UNITED STATES PATENT OFFICE.

JOHN H. HOLLMAN, OF NEW YORK, N. Y.

IMPROVEMENT IN FINGER-NAIL TRIMMERS.

Specification forming part of Letters Patent No. 205,088, dated June 18, 1878; application filed April 17, 1878.

To all whom it may concern:

Be it known that I, JOHN H. HOLLMAN, of the city, county, and State of New York, have invented a new and useful Improvement in Finger-Nail Trimmers, which improvement is fully set forth in the following specification, reference being had to the accompanying drawing, in which—

Figure 1 is a longitudinal central section, showing the manner of using the trimmer. Fig. 2 shows the trimmer in its case and the manner of using the file. Fig. 3 is a plan view of the trimmer.

Similar letters indicate corresponding parts.

This invention consists in the combination, with a supporting handle or shell, of a nail-trimmer and cleanser provided with a slot, the end walls of which are beveled and sharpened to form cutting-edges, said trimmer being so arranged that it can be slid into the shell when not in use, and that the instrument can be safely carried in the pocket; also, in the combination, with shell or handle, of a concaved file for rounding off the nail, said file being either fixed on the shell or movable thereon, so that it can be slid into a case, in the same manner as a pen is slid into a pen holder or case.

In the drawing, the letter A designates a handle or shell of metal or any desired material. B is the nail trimmer or cleanser, consisting of a thin blade. This blade is pointed, so that it can be used to clean the nails, and it has in its pointed end a slot, *a*, the end walls of which are beveled and sharpened to form cutting-edges *m m*.

The object of having a cutting-edge at both ends of the slot *a* is that the nail can be trimmed off either in the direction shown in Fig. 1 or also by drawing the trimmer across the nail in a direction opposite to that shown in Fig. 1.

When the trimmer B is not in use it can be slid into the shell A by means of a button or lip, *b*, attached to the trimmer, which button *b* passes through a slot, *c*, in the shell A. Any other suitable means may, however,

be used for moving the trimmer in or out, and the shell A may be made in any desirable form or shape suitable for the purpose. When the blade is thus slid into the shell, as shown in Fig. 2, the instrument can be safely carried in the pocket. The shell A is further provided with a segmental concaved file, C, which is used to round off the nail, as shown in Fig. 2.

In the drawing the file C is shown as being firmly attached to the shell A; but it is evident that the file can also be made movable on the shell A, so that said file C could be slid into a shell or case, in the same manner in which a pen is slid into a pen holder or case. In a cylindrical case, for instance, the trimmer may be moved in or out by means of a screw at one end and the file at the opposite end, or the trimmer may be moved by a screw and the file by means of a slide in the manner commonly used in pen and pencil holders.

By the action of my semicircular or segmental file the ends of the finger-nails can be rounded off uniformly without difficulty and in a short time.

What I claim as new, and desire to secure by Letters Patent, is—

1. The combination, with a shell or handle, A, of a nail trimmer and cleaner, B, provided with a slot, the end walls of which are beveled and sharpened to form cutting-edges, and so arranged and constructed that the trimmer can be slid into the shell when not in use, substantially in the manner and for the purpose set forth.

2. The combination, with the shell or handle A, of the segmental concaved file C attached thereto, substantially as described, and for the purpose set forth.

In testimony that I claim the foregoing I have hereunto set my hand and seal this 11th day of April, 1876.

JOHN H. HOLLMAN. [L. S.]

Witnesses:

W. HAUFF,

E. F. KASTENHUBER.