

E. H. HUFFMAN.
Graining-Tool.

No. 205,094.

Patented June 18, 1878.

Fig. 1.

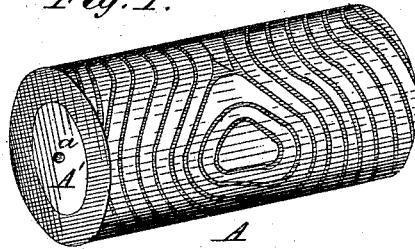


Fig. 2.

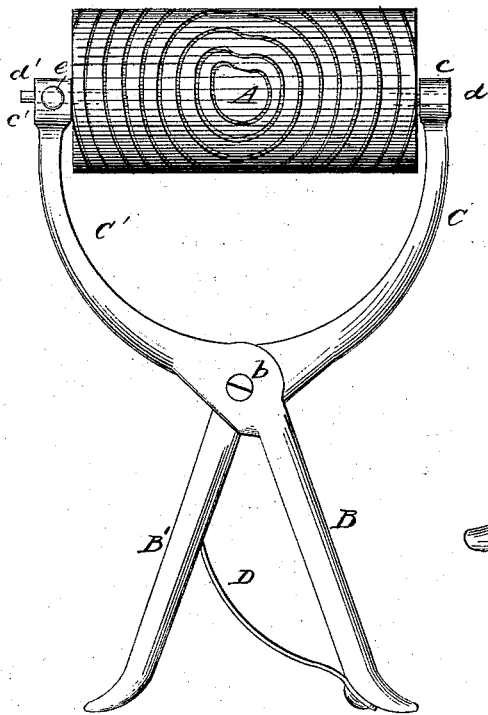
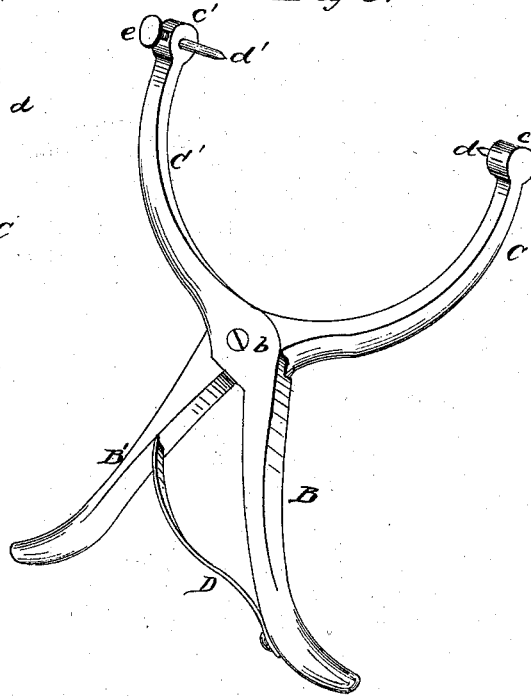


Fig. 3.



Witnesses:

Ad. G. Duetrich

August Petersohn.

Inventor.

E. Homer Huffman

by Louis Bagger Co.
his Attorneys.

UNITED STATES PATENT OFFICE.

E. HOMER HUFFMAN, OF OSKALOOSA, IOWA.

IMPROVEMENT IN GRAINING-TOOLS.

Specification forming part of Letters Patent No. 205,094, dated June 18, 1878; application filed April 4, 1878.

To all whom it may concern:

Be it known that I, E. HOMER HUFFMAN, of Oskaloosa, in the county of Mahaska and State of Iowa, have invented certain new and useful Improvements in Graining-Tools; and I do hereby declare that the following is a full, clear, and exact description thereof, which will enable others skilled in the art to which it pertains to make and use the same, reference being had to the accompanying drawings, which form a part of this specification, and in which—

Figure 1 is a perspective view of the elastic graining-roller detached. Fig. 2 is a top view of the roller and holder combined; and Fig. 3 is a perspective view of the holder with the roller detached.

Similar letters of reference indicate corresponding parts in all the figures.

This invention appertains to certain improvements in graining-tools, by which space is economized in packing the same for shipment or transportation, simplicity of construction, and cheapness of manufacture promoted, and adaptability to different sizes of impression-rollers is obtained; and it consists of a roller with a wooden, metal, or other hard core, to provide for the construction therein of axial depressions or recesses; and, secondly, in providing the arms of the handles or levers where they embrace the roller with pins or axes, one being adjustable laterally by an adjusting or set screw, substantially as herein-after more fully set forth.

In the drawing, A is the graining-roller, made of rubber, gelatine, composition for printers' rollers, or other suitable elastic composition, which will readily receive and again deposit the paint, and is made, preferably, with a solid wooden or metallic core, A'. Each end of roller A has a central depression or indentation, a.

The holder consists of two parts, C C', pivoted together at b, and having handles B B', between which is placed the spring D, forcing the parts C C' apart. Arm C terminates in a circular head, c, having an inwardly-projecting pin, d; and arm C' terminates in a perforated circular head, c', through which passes

a pin, d', which may be secured in any given position by means of a set-screw, e.

From the foregoing description, taken in connection with the drawing, the operation of my invention will be readily understood.

The roller is secured in the holder by inserting pin d into one of the central or axial depressions a, and then adjusting pin d' to fit into the opposite depression, after which it is fixed in its head by the set-screw e, when the apparatus is ready for use. When it is desired to change the color or grain, another roller is inserted into the holder, which is but the work of a moment.

The object of providing the roller with a wooden, metallic, or other hard core, A', is to enable it to be constructed with the axial depressions a, other than hard material being unsuitable, the object of which depressions or recesses being to dispense with making the roller with axes or projections, necessary for its attachment, as heretofore constructed, to it handle, to economize in space in packing the same for shipment or transportation, and to promote simplicity of construction and cheapness of manufacture.

By rendering the axis or pin d' adjustable laterally by its set or holding screw e, the handle or levers can be adapted to rollers of different lengths or sizes, the said axis or pin being thus also enabled to be made of any suitable length for that purpose.

Having thus described my invention, I claim and desire to secure by Letters Patent of the United States—

The handle B B' C C', having the axis d and movable axis d' held in a circular or tubular portion, c', of the said handle, provided with a set or holding screw, e, substantially as shown and described, and for the purpose set forth.

In testimony that I claim the foregoing as my own I have hereto affixed my signature in presence of two witnesses.

E. HOMER HUFFMAN.

Witnesses:

OSCEOLA N. HARTMAN,
FRANK HARPER.