

O. G. PARR.
Grate-Extension.

No. 205,131.

Patented June 18, 1878.

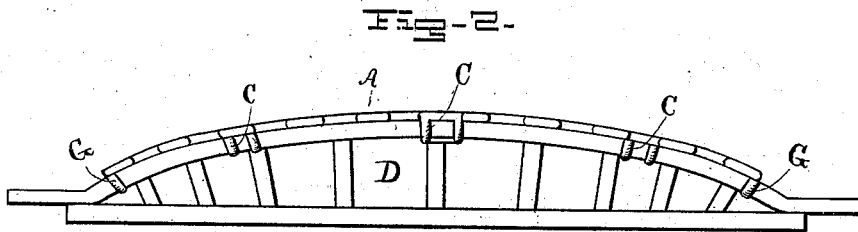
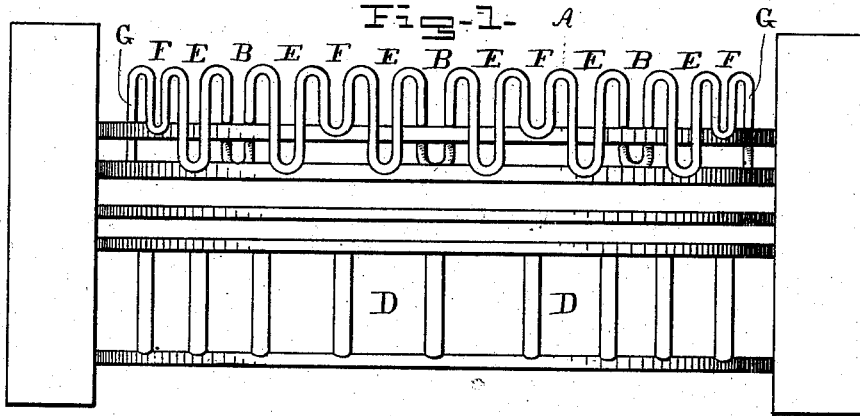


Fig-4-

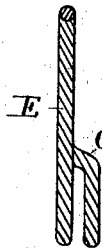
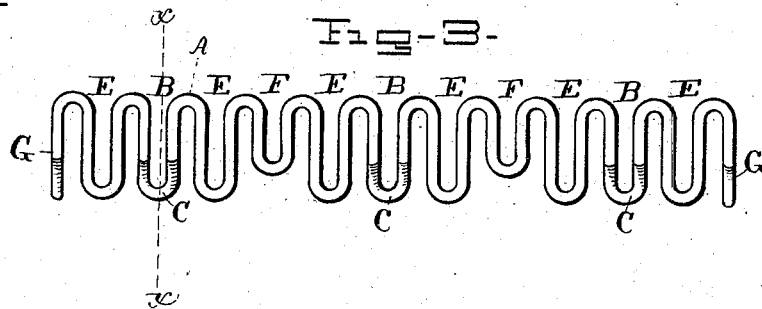


Fig-3-



WITNESSES.
H. B. Brown
Alvin M. Long

INVENTOR
O. G. Parr
PER
H. J. Abbott
ATTORNEY-

UNITED STATES PATENT OFFICE.

OLIVER G. PARR, OF NEWARK, OHIO.

IMPROVEMENT IN GRATE-EXTENSIONS.

Specification forming part of Letters Patent No. **205,131**, dated June 18, 1878; application filed February 4, 1878.

To all whom it may concern:

Be it known that I, O. G. PARR, of Newark, in the county of Licking and State of Ohio, have invented certain new and useful Improvements in Grate-Extensions; and I do hereby declare that the following is a full, clear, and exact description thereof.

This invention relates to certain improvements in grate-extensions; and the invention consists in a detachable extension that may be adjusted to fit any size of grate, as will be hereinafter more fully set forth.

In order to enable others skilled in the art to which my invention appertains to make and use the same, I will now proceed to describe its construction and arrangement, reference being had to the accompanying drawing, which forms a part of this specification, and in which—

Figure 1 is a view, showing my extension in position on a grate. Fig. 2 is a top view of the same. Fig. 3 is a plan view of my extension; and Fig. 4 is an enlarged sectional view, taken on line *x x* of Fig. 3.

A represents a grate-extension, which is constructed of wire, of suitable size, bent back and forth short upon itself, forming any desired number of convolutions, whose upper and lower edges present a series of scallops, as shown, when placed in a vertical position.

Two or more of the convolutions B are bent back and down, passing on the inside of the grate, forming knees C, for supporting the extension A on top of the grate D. The convolutions E extend down on the outside of

the grate D, as shown in Fig. 1 of drawing. These convolutions E serve to hold the knees C in place on top of the grate D, and, by reason of the elasticity of the wire, form, with the convolutions B, clamps for retaining the extension in place after having been arranged on the grate.

The convolution F may be made short, as shown, or extend down in front of the grate, like the convolution E, if desired. The ends G of the wire should extend down on the inside of the grate, as shown in Fig. 1, to assist in holding the extension in place, and present a neat appearance.

The links or convolutions of this extension may be pressed together or expanded, in order to accommodate it to any ordinary fire-place or stove-grate upon which it is desired to be placed.

Having thus fully described my invention, what I claim as new, and desire to secure by Letters Patent, is—

The hereinbefore-described grate-extension, constructed of wire and formed into a series of convolutions, two or more of which are bent back and down, as shown and described, for the purpose set forth.

In testimony that I claim the foregoing as my own I affix my signature in presence of two witnesses.

OLIVER G. PARR.

Witnesses:

CHAS. W. HOOVER,
JOHN DICKINSON.