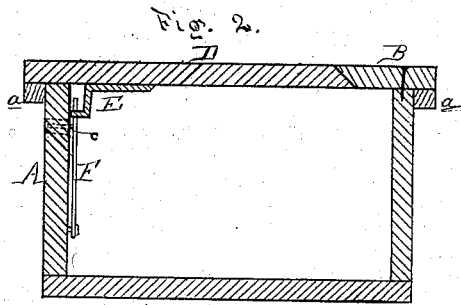
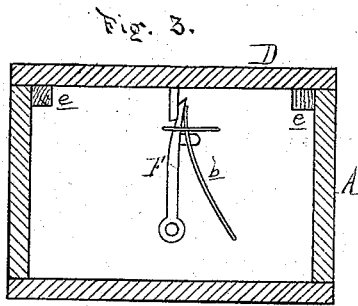
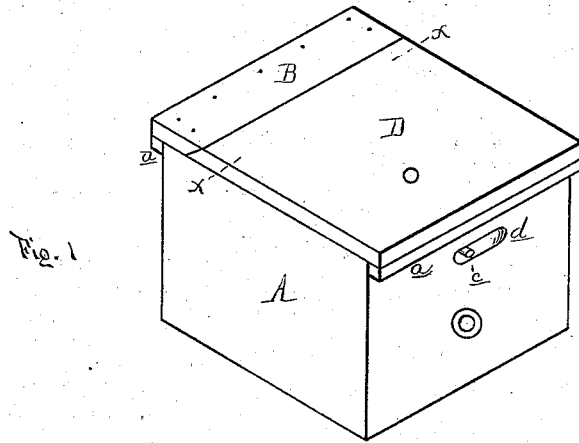


M. J. RIVARD.
Fastening for Packing-Box.

No. 205,420.

Patented June 25, 1878.



Attest
Peter E. De Mille Jr.
William Fleming

Inventor
M. J. Rivard
By Atty
T. S. Sprague

UNITED STATES PATENT OFFICE.

MAXIM J. RIVARD, OF DETROIT, MICHIGAN, ASSIGNOR OF ONE-HALF HIS
RIGHT TO F. LOUIS DOHMSTREICH, OF SAME PLACE.

IMPROVEMENT IN FASTENING FOR PACKING-BOXES.

Specification forming part of Letters Patent No. **205,420**, dated June 25, 1878; application filed
March 22, 1878.

To all whom it may concern:

Be it known that I, MAXIM J. RIVARD, of Detroit, in the county of Wayne and State of Michigan, have invented an Improvement in Packing-Boxes, of which the following is a specification:

My invention relates to an improvement in attaching and locking covers to packing-boxes; and it consists in the peculiar cover having cleats to prevent its lateral movement when on the box, and having its edge beveled to lock with the beveled edge of its fixed part, in combination with a spring-lock within the case, all as fully hereinafter explained.

Figure 1 is a perspective view with the cover in place. Fig. 2 is a vertical longitudinal section. Fig. 3 is a cross-section at *x x* in Fig. 1.

In the drawing, A represents a box, of any suitable size, upon the ends of which and flush with their upper edges are rigidly secured the strips or cleats *a*, which answer as handles.

Upon one end of the box is secured a narrow strip, B, of the cover, the inner edge of which is beveled, as shown.

D is the main portion of the cover, one end being beveled, as shown, to engage with the bevel of the strip B when placed upon the box. The opposite end of the cover D is provided with a hasp, E.

F is a hook-latch, pivoted at one end to the

inside of the box, at one end thereof said latch being compelled to engage with the hasp E by the spring *b* when the cover is put in place, and the cover is prevented from having any side movement and thereby disengaging from the lock by means of the cleats *c* secured to the under side thereof.

c is a stud or arm projecting outwardly from the hook-latch, through the slot *d*, in the end of the box.

This box is particularly designed for smaller packages, such as are used for shipping bottled ales, eggs, &c., and which have to be returned to the shipper.

In shipping, the address-card or a label may be placed over the slot in the end of the box, concealing the arm or stud *c*, which will prevent the box being opened during transit, unless this card or label is destroyed.

What I claim as my invention is—

In a shipping-case, the cover D, having cleats to prevent it from being moved laterally when placed upon the case, and provided with a beveled edge interlocking with the oppositely-beveled edge of the fixed part B of the cover, in combination with a spring-lock placed within the case, substantially as described and shown.

MAXIM J. RIVARD.

Witnesses:

H. S. SPRAGUE,
CHAS. J. HUNT.