
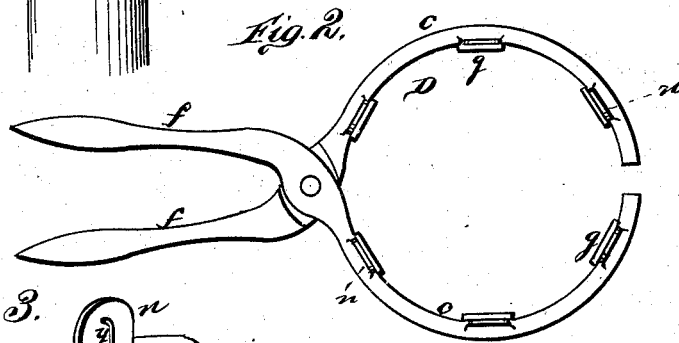
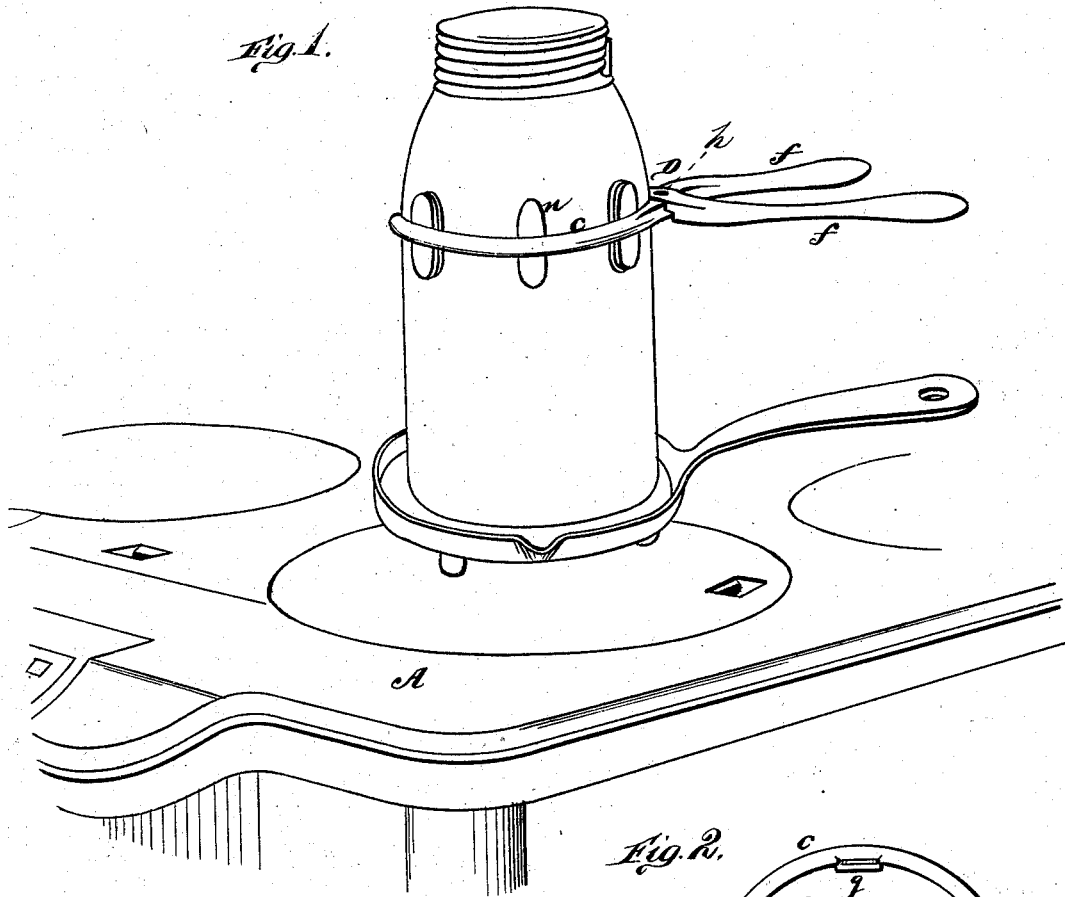


J. WOODRUFF.  
Fruit-Jar Holder.

No. 205,457.

Patented June 25, 1878.



WITNESSES

*Robert Everett*  
*James J. Sheehy*

INVENTOR.

*Julia Woodruff*  
*Gilmore Smith & Co.*

ATTORNEYS.

# UNITED STATES PATENT OFFICE.

JULIA WOODRUFF, OF DETROIT, MICHIGAN.

## IMPROVEMENT IN FRUIT-JAR HOLDERS.

Specification forming part of Letters Patent No. **205,457**, dated June 25, 1878; application filed June 8, 1878.

*To all whom it may concern:*

Be it known that I, JULIA WOODRUFF, of Detroit, in the county of Wayne and State of Michigan, have invented a new and valuable Improvement in Fruit-Jar Holders; and I do hereby declare that the following is a full, clear, and exact description of the construction and operation of the same, reference being had to the annexed drawings, making a part of this specification, and to the letters and figures of reference marked thereon.

Figure 1 of the drawings is a representation of a perspective view of a fruit-jar, showing my fruit-jar holder as applied when in use. Fig. 2 is a plan view, and Fig. 3 is a perspective sectional detail thereof.

My invention has relation to means for canning fruit and other substances; and it consists, mainly, in a lifter of novel construction, adapted for clasping a can around its center while hot and removing it in safety to the place desired, as hereinafter set forth and claimed.

The letter A of the drawings represents a stove or furnace, upon which fruit or other material to be preserved by canning is cooked.

B represents a spider, on which the can rests while being filled. C represents a can resting upon the spider B, which spider is adapted to catch and hold any sirup or other matter that may fall from a ladle or the top of the can while the filling process is carried on.

The letter D represents my lifter, which con-

sists of two circular jaws, *c c*, and the extended handles *f f*, pivoted together at *h*, as shown. This lifter is also provided with flanges *n* on the inside of its jaws and a fastening-wire, *y*, on each of the flanges.

The letters *g* represent pads of felt, cloth, or other suitable material, held firmly to the inner side of the flanges by the wires *y*. These pads are non-conductors of heat, and furnish a soft cushion upon each flange, thereby enabling the operator to clasp even a glass can with considerable force.

I am aware that lifters with yielding or flexible linings to their jaws have been heretofore made adapted for lifting cans from the water in which the process of boiling was carried on. Such lifters, however, have been used for grasping a can longitudinally. I claim no invention shown in such lifters; but

What I claim as new, and desire to secure by Letters Patent, is—

The lifter for fruit-cans herein described, consisting of the curved jaws *c c*, handles *f f*, flanges *n*, fastening-wires *y*, and pads *g*, constructed and arranged substantially as and for the purpose specified.

In testimony that I claim the above I have hereunto subscribed my name in the presence of two witnesses.

JULIA WOODRUFF.

Witnesses:

DEWITT H. WITBECK,  
LAURA F. WOODRUFF.