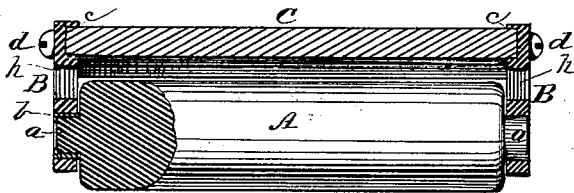
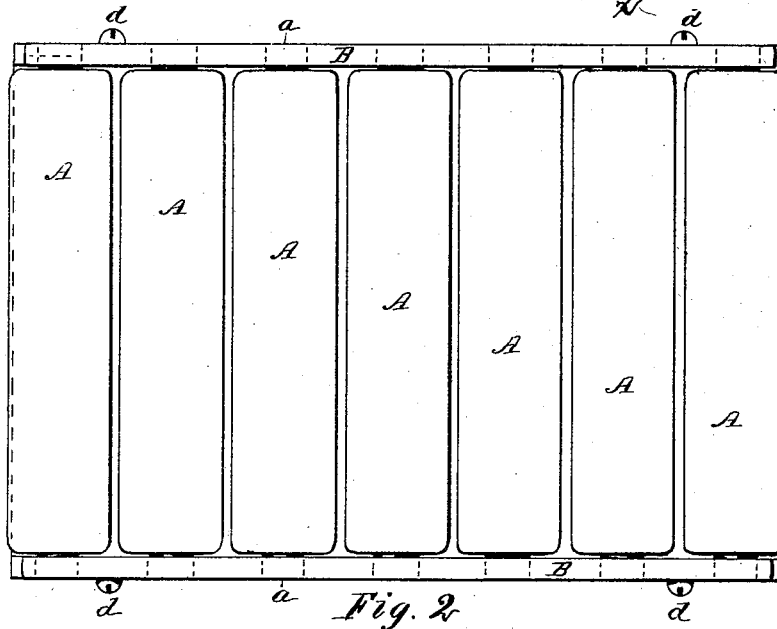
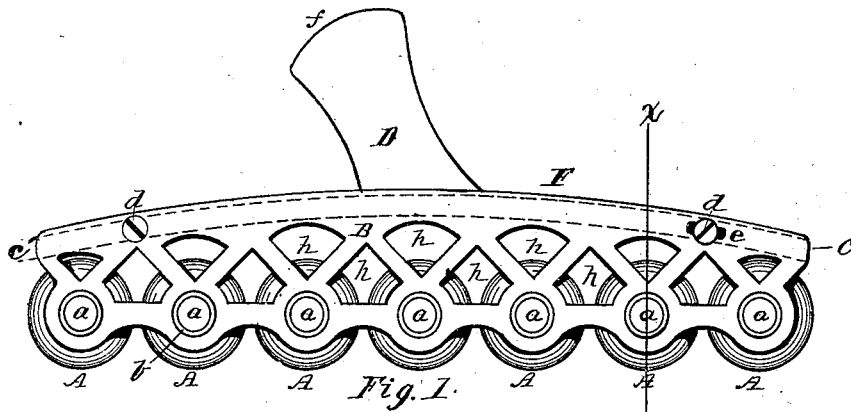


C. B. FULLER.  
Hand-Rubber.

No. 205,627.

Patented July 2, 1878.



Witnesses.

*G. H. Harrington*  
*Saml P. R. Trisett*

Inventor

*Charles B. Fuller*

By *Chas. H. Dunlough*  
Att'y.

# UNITED STATES PATENT OFFICE.

CHARLES B. FULLER, OF WORCESTER, MASSACHUSETTS, ASSIGNOR OF ONE-HALF HIS RIGHT TO FRED. A. McCLURE, OF SAME PLACE.

## IMPROVEMENT IN HAND-RUBBERS.

Specification forming part of Letters Patent No. 205,627, dated July 2, 1878; application filed May 27, 1878.

*To all whom it may concern:*

Be it known that I, CHARLES B. FULLER, of Worcester, in the county of Worcester and State of Massachusetts, have invented certain new and useful Improvements in Hand Washing-Machines; and I declare the following to be a description of my said invention sufficiently full, clear, and exact to enable others skilled in the art to which it appertains to make and use the same, reference being had to the accompanying drawings, which form a part of this specification, and in which—

Figure 1 is a side view of my improved hand washing-machine. Fig. 2 is a bottom view of the same, and Fig. 3 is a transverse vertical section taken on the line *x x*, Fig. 1.

The object of my invention is to provide a convenient and serviceable device for use in the operation of washing clothing, &c., whereby the hands of the operator will be protected while in the act of scrubbing out the clothing on the scrubbing-board, and for similar purposes; and my invention consists in a scrubbing implement or hand washing-machine constructed as hereinafter described and claimed.

In the drawings, A A A denote a series of small wooden rolls, formed with journals *a a* at their ends, and supported in close parallel positions by means of the metallic side pieces B B, which are provided with suitable openings to receive the journals *a a*, said journals *a* being, in the present instance, re-enforced by means of metal ferrules *b b*, as illustrated. The upper part of the sides B are made with arched grooves *e*, and a curved back-board C, is fitted between the sides with its edges in said grooves *e*, the parts being held securely together by means of screws *d d*, which pass through the side pieces B and screw into the edge of the back-board C, the side pieces B being slotted, as at *e*, to permit of the expansion and contraction of the board C, while the arched form of the grooves *e* enables the back-board to be retained firmly in place and prevents warping or looseness at the joints;

hence the back piece will be stiff and firm, although made from quite thin stock, while it is free to shrink and swell. An inclined handle, D, is attached to the central part of the back-board C, as shown, which the operator clasps by closing the fingers over the top or swelled portion *f*, with the wrist resting on the back C at the position marked F. This brings the device into a convenient position for use in scrubbing upon an ordinary wash-board or any plain surface over which the article to be washed can be spread.

The sides are perforated, as at *h*, to permit of the free passage of water, while the back piece C is formed solid, and prevents the water from spattering upward. The sides may, if desired, be provided with broad flanges or ears to extend over and brace the back C, and a greater or less number of rolls, A, can be used, according to the size desired, or the convenient handling of the device.

I am aware that hand-scrubbers composed of a series of parallel rolls have heretofore been used, and I do not therefore broadly claim a washer or scrubber of such nature, except of the peculiar construction herein specified and shown.

Having thus described my improved hand washing-machine, what I claim as new and of my invention, and desire to secure by Letters Patent, is—

The hand washing-machine or scrubber hereinbefore described, consisting of the parallel wood rolls A, having journals *a*, the metal side pieces B B, having perforations *h*, slots *e*, and arched grooves *e*, the arched back piece C, with its edges supported within said grooves *e*, and the handle D, all constructed and combined substantially as set forth.

Witness my hand this 23d day of May, A. D. 1878.

CHARLES B. FULLER.

Witnesses:

CHAS. H. BURLEIGH,  
SAML. P. R. TRISCOTT.