

J. L. DUDLEY.  
Vehicle-Wheel.

No. 205,845.

Patented July 9, 1878.

Fig. 1.




Fig. 2.

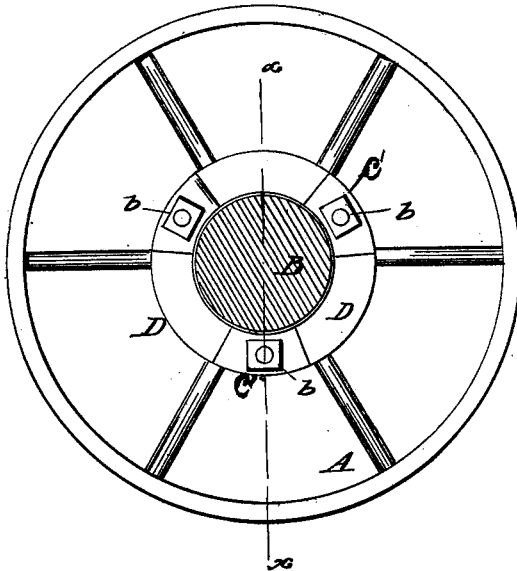
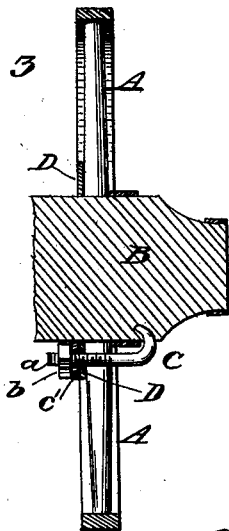


Fig. 3.



Witnesses  
*Fred. S. Dutcher,*

*Job. Brooks*

Inventor

*James L. Dudley,*  
per *C. A. Snow*  
Attorneys.

# UNITED STATES PATENT OFFICE.

JAMES L. DUDLEY, OF SNOWVILLE, ASSIGNOR OF ONE-HALF HIS RIGHT TO  
J. D. NOBLE, OF DUBLIN, VIRGINIA.

## IMPROVEMENT IN VEHICLE-WHEELS.

Specification forming part of Letters Patent No. **205,845**, dated July 9, 1878; application filed  
April 18, 1878.

*To all whom it may concern:*

Be it known that I, JAMES L. DUDLEY, of Snowville, in the county of Pulaski and State of Virginia, have invented certain new and useful Improvements in Vehicle-Wheels; and I do hereby declare that the following is a full, clear, and exact description of the invention, which will enable others skilled in the art to which it appertains to make and use the same, reference being had to the accompanying drawings, which form a part of this specification, and in which—

Figures 1 and 2 are side views, taken from opposite sides, and Fig. 3 is a section on the line *x x* in Fig. 2.

Similar letters of reference denote corresponding parts in all the figures.

This invention relates to certain improvements in devices for bracing or strengthening vehicle-wheels, as will be hereinafter more fully described, and pointed out in the claim.

In the drawings, A is the wheel, which may be of any suitable construction. In the hub B thereof, outside the spokes, I secure three or more braces, CC, passing inwardly between the spokes, and having screw-threaded ends *a a*.

The opposite ends of the braces or bolts C are provided with hooks, which take into the hub to secure the said bolts thereto.

D is a flat metallic ring, having perforations *c*, corresponding to the braces CC, the ends of which pass through the said perfora-

tions, and have nuts *b b*, by adjusting which the ring D may be forced against the spokes.

The flat ring D is re-enforced around its adjusting or securing bolt apertures *c*, to strengthen it thereat by means of additional plates *c' c'*.

By the ring D the wheel is securely braced, and the spokes are not apt to give way, no matter how heavy a load the wheels are made to support. For the flat ring D sections thereof may be substituted with the same effect, and, by reversing every other brace, the spokes are prevented from giving way in either direction. Consequently the spokes cannot work into the hub, the effect of which would be to loosen the tire.

Having thus described my invention, I claim and desire to secure by Letters Patent of the United States—

In combination with a vehicle-wheel, A B, the flat ring D, re-enforced around its securing-bolt apertures *c* by additional plates *c' c'*, and provided with the hooked securing bolts or braces C, substantially as shown and described.

In testimony that I claim the foregoing as my own I have hereto affixed my signature in presence of two witnesses.

JAMES L. DUDLEY.

Witnesses:

S. B. SNOW,  
ROBERT C. ROOP.