

T. TRESILIAN.
Hammock-Eye.

No. 206,059.

Patented July 16, 1878.

Fig. 1.

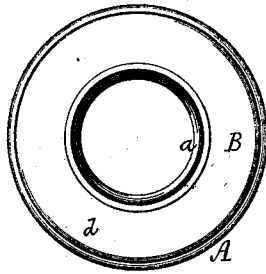


Fig. 4.

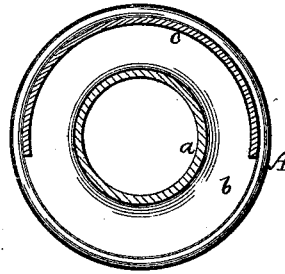


Fig. 2.

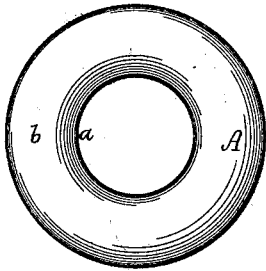


Fig. 3.

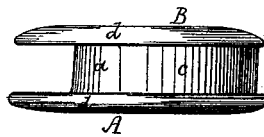


Fig. 5.

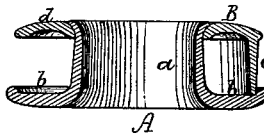


Fig. 6.

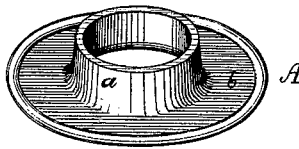
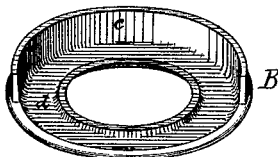


Fig. 7.



Witnesses.

S. W. Cooper

John P. Adams

Inventor.

Thomas Tresilian

by his attorney.

R. H. Eddy

UNITED STATES PATENT OFFICE.

THOMAS TRESILIAN, OF GLOUCESTER, MASSACHUSETTS.

IMPROVEMENT IN HAMMOCK-EYES.

Specification forming part of Letters Patent No. **206,059**, dated July 16, 1878; application filed June 17, 1878.

To all whom it may concern:

Be it known that I, THOMAS TRESILIAN, of Gloucester, of the county of Essex and State of Massachusetts, have invented a new and useful Improvement in Hammock-Eyes; and do hereby declare the same to be described in the following specification and represented in the accompanying drawings, of which—

Figure 1 is a top view, Fig. 2 a bottom view, Fig. 3 a side elevation, Fig. 4 a horizontal section, and Fig. 5 a transverse section, of an eye in accordance with my invention. Figs. 6 and 7 are perspective views of the two parts composing the article.

It is, in fact, a narrow spool provided with an arcal or semicircular flange or guard, interposed between the heads and projecting from one to the other of them, near their peripheries, the neck connecting the two heads of the spool being tubular, and to be upset at its upper end, or turned over upon the head through which it passes, such head having its inner periphery tapering, as represented.

The arcal guard may project directly from and be fixed to either head, though, for convenience of casting the parts, it is better to have it extend from the head through which the neck is projected.

I would remark that in constructing the article in question, I make it in two separate parts, A and B, the first of which is shown in Fig. 6, and the second in Fig. 7, in perspective.

The part A in form resembles a common eyelet—that is, it has a tubular neck, *a*, and an annular flange or head, *b*, from which such neck extends. The part B is a flat ring, *d*, provided with the guard *c*, projecting from it, as shown.

In applying the eye to the brails of a hammock, they are to be made with loops at their ends to slip over the neck *a*. After the neck may have been put through them, such neck is to be inserted into the head *d* until the guard may abut against the other head and partly cover the loops. Next, the portion of the neck that may project beyond the outer face of the head *d* should be upset or bent down upon such head, so as to confine both parts A B together and to the brails, which will extend through the opening between the two heads.

The eye so made is for supporting the hammock at one end thereof.

I claim—

The hammock-eye or attachment, substantially as set forth, consisting of the eyelet-shaped part A, the head or flat ring *d*, and the arcal guard *c*, all being essentially and for application to a hammock in manner as explained.

THOS. TRESILIAN.

Witnesses:

R. H. EDDY,
JOHN R. SNOW.