

M. T. PERKINS.  
Branding-Stamp.

No. 206,355.

Patented July 23, 1878.

Fig. 1.

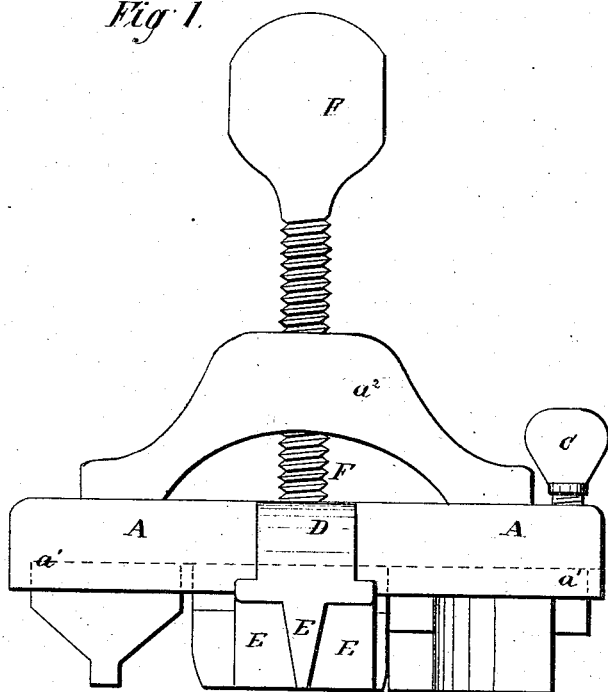


Fig. 2.

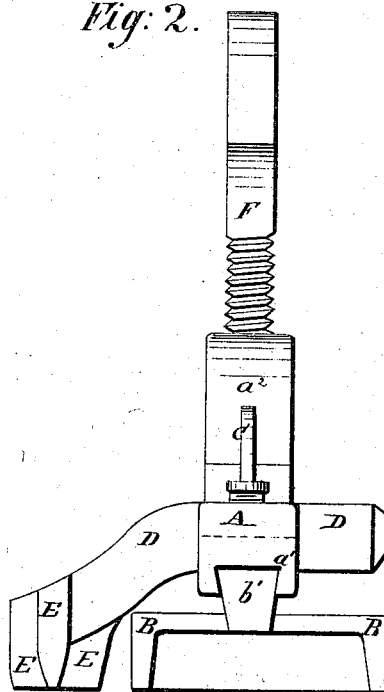
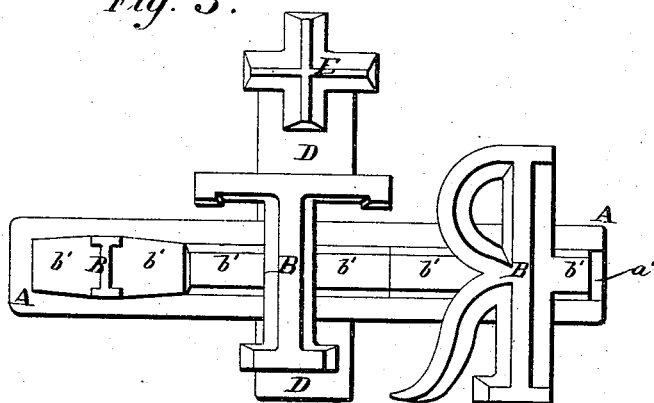


Fig. 3.



WITNESSES:

*Achilles Schehl.*  
*C. Sedgwick*

INVENTOR:

*M. T. Perkins*  
BY *Munn & Co.*

ATTORNEYS.

# UNITED STATES PATENT OFFICE.

MINER T. PERKINS, OF LOG LICK, ASSIGNOR OF ONE-HALF HIS RIGHT TO  
BENJAMIN T. WILLS, OF CLARK COUNTY, KENTUCKY.

## IMPROVEMENT IN BRANDING-STAMPS.

Specification forming part of Letters Patent No. 206,355, dated July 23, 1878; application filed  
May 13, 1878.

*To all whom it may concern:*

Be it known that I, MINER T. PERKINS, of Log Lick, in the county of Clark and State of Kentucky, have invented a new and Improved Branding-Iron for Live Stock, &c., of which the following is a specification:

Figure 1 is a side view of my improved branding-iron. Fig. 2 is an end view of the same. Fig. 3 is a face view of the same.

Similar letters of reference indicate corresponding parts.

The object of this invention is to furnish an improved implement for branding live stock, also rails, posts, and other timber, lumber, &c., which shall be simple in construction and convenient in use, and so constructed that it will enable an old brand to be canceled at the same time that the new one is formed.

A represents the body of the holder, which is made narrow and of such a length as to receive the number of letters required to be used. The holder A has a dovetailed groove,  $a^1$ , formed in its face, as shown in Fig. 2, and upon its back is formed, or to it is permanently attached, an arched bar,  $a^2$ , as shown in Fig. 2.

B are the letters, upon the backs of which are formed cross-ribs  $b^1$ , which are made dovetailed, so as to fit into the dovetailed groove  $a^1$  of the holder A, so that the said letters may be applied to or removed from the said holder easily and quickly when desired. The groove  $a^1$  is closed at one end and left open at the other, and the last letter is secured in place by a set-screw, C, which passes through the said holder A and rests against the cross-bar  $b^1$  of the said letter.

The letters B may be made of various sizes, as the character of the branding to be done may require—as, for instance, when used for branding the hips or shoulders of horses, mules, cattle, &c., they should be made large and with open backs, as shown by the right-hand letter in Fig. 3, so that the brand may not be rendered indistinct or blotched by the long hair of the animal.

For branding upon the cheeks of sheep, and for various other branding, the letters should be made smaller, as shown by the middle letter in Fig. 3.

For branding upon horns of cattle, and for branding timber, lumber, farming implements, and other articles of wood, the letters

may be made small, as indicated by the left-hand letter in Fig. 3.

Whatever the size of the letter is to be the ribs  $b^1$  upon their backs are made of a uniform size, so that they may all be used with the same holder. In cases where it is desired to number the stock as well as brand them, numerals may be placed in the end of the slot  $a^1$  and secured by the set-screw C, so that they may be removed and replaced quickly, when desired, without allowing the branding-iron to become cool.

D is an arm, upon the outer end of which is formed a device, E, for canceling the brand, which may be made in the form of a cross, as shown in Fig. 3, or in any other desired form. The inner end of the arm D is notched or halved at the center to the back of the holder A, and is secured in place by the clamping-screw F, which passes through a screw-hole in the arched bar  $a^2$ , and presses against the back of the arm D to hold it securely in place. The screw also serves as a handle in using the instrument.

By this construction the canceling device D E may be adjusted above or below the holder A, according as it may be desired to form the new brand below or above the old one.

With this construction the old brand may be canceled and a new one formed at one and the same operation, thus rendering the operation of branding the stock much more rapid than would otherwise be possible.

With this construction, also, the branding-iron will retain its heat long enough to form a number of brands, instead of it being necessary to heat it each time it is used.

Having thus fully described my invention, I claim as new and desire to secure by Letters Patent—

1. The canceler E, connected adjustably with a branding-stamp holder by an arm, D, and screw F, as shown and described.

2. The combination of the arm D, provided with a canceling device, E, upon one end thereof, and the clamping-screw and handle F, with the holder A  $a^1$ , the letters B  $b^1$ , and the set-screw C, substantially as herein shown and described.

MINER TALOR PERKINS.

Witnesses:

B. F. CURTIS,  
W. B. KIDD.