

S. W. CORNELL.
Portable-Screen.

No. 206,423.

Patented July 30, 1878.

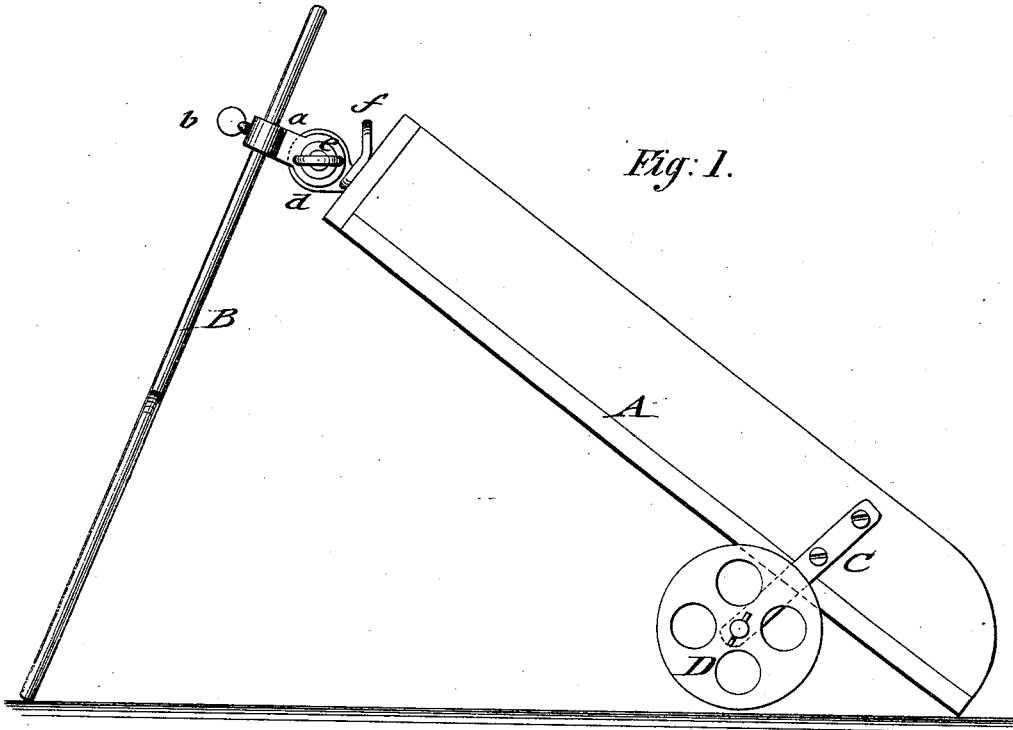


Fig: 1.

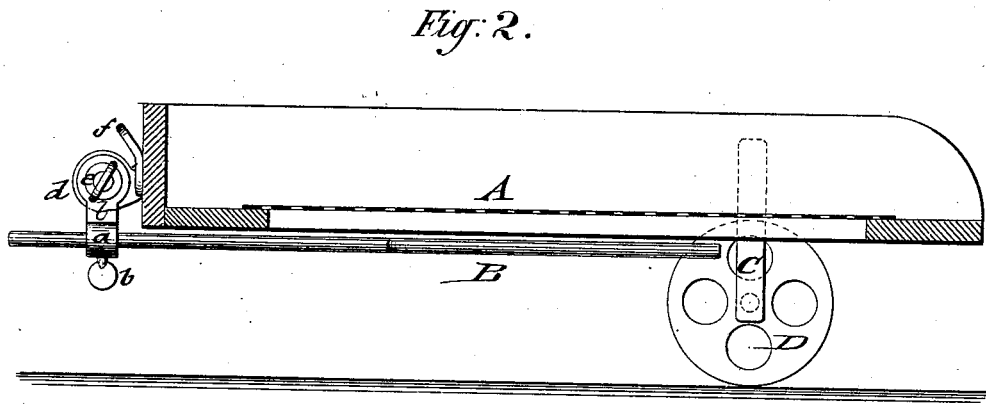


Fig: 2.

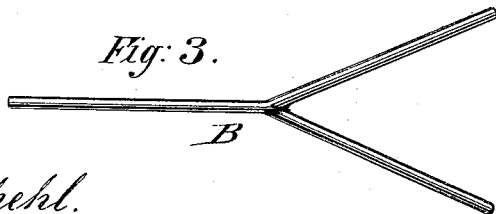


Fig: 3.

WITNESSES:

Achilles Schehl.
G. Sedgwick

Inventor.

S. W. Cornell

BY

Munn & Co.

ATTORNEYS.

UNITED STATES PATENT OFFICE.

STEPHEN W. CORNELL, OF PLEASANTVILLE, NEW YORK.

IMPROVEMENT IN PORTABLE SCREENS.

Specification forming part of Letters Patent No. **206,423**, dated July 30, 1878; application filed July 1, 1878.

To all whom it may concern:

Be it known that I, STEPHEN WOOD CORNELL, of Pleasantville, in the county of Westchester and State of New York, have invented a new and Improved Portable Screen, of which the following is a specification:

In the accompanying drawing, Figure 1 represents a side elevation of my improved portable screen, shown in position for screening; Fig. 2, a vertical longitudinal section of the same, shown in position for moving it from place to place; and Fig. 3, a detail view of the forked supporting-arm.

Similar letters of reference indicate corresponding parts.

This invention relates to an improved screen for coal, sand, gravel, and other purposes, that is capable of being adjusted to any desired inclination, and also of being conveniently moved to any place in the yard; and the invention consists of a wire screen, that is supported at any inclination on a forked rod, which is connected by a clamp and pivot-joint to the screen, so as to be folded below the same when it is desired to be moved on its side wheels.

Referring to the drawings, A represents a common wire screen, of the usual construction, as used for screening coal, sand, and other articles. The screen A is adjusted by means of a sleeve, *a*, and thumb-screw *b* on a supporting-rod, B, with forked lower part. The sliding sleeve *a* is connected by a pivot-joint, *d*, of the screen, and clamped at any desired position thereto by a thumb-screw. The screen may be adjusted to any inclination on the supporting-rod by the sliding sleeve and thumb-screw, and the rod also thrown, by loosening the screw of the pivot-joint, to the under side of the screen when it is desired to store the screen out of the way.

To fixed side arms C at the lower part of the screen are applied wheels D, that are so arranged at the side of the screen that when the same is in use they will not touch the ground.

To move the screen, the supporting-rod is folded up to the screen and screwed tight in this position by the clamp-joint, so as to be out of the way. The screen is then taken hold of at the handle *f*, attached to its rear part, and readily moved on the wheels from place to place. The screen combines thus, in cheap and simple manner, portability with adjustability to any angle of inclination.

Having thus fully described my invention, I claim as new and desire to secure by Letters Patent—

1. The combination, with a coal or other screen, having a pivoted sleeve and thumb-screw, of a forked supporting-rod, so as to set the screen to any angle of inclination, substantially as specified.

2. The combination of a coal or other screen, having side wheels, with a supporting-rod, and with mechanism for throwing the rod under screen, so as to move it from place to place, substantially as described, and for the purpose set forth.

3. The combination of a coal or other screen, having side wheels at lower part and an adjustable sleeve and pivot-joint and clamp-screws at upper end, with a forked supporting-rod, on which the screen may be adjusted, and which may be folded below screen, substantially as specified.

STEPHEN WOOD CORNELL.

Witnesses:

PAUL GOEPEL,
C. SEDGWICK.