

T. MIKEAL.
 Combined Ladder and Trestle.

No. 206,470.

Patented July 30, 1878.

Fig. 1.

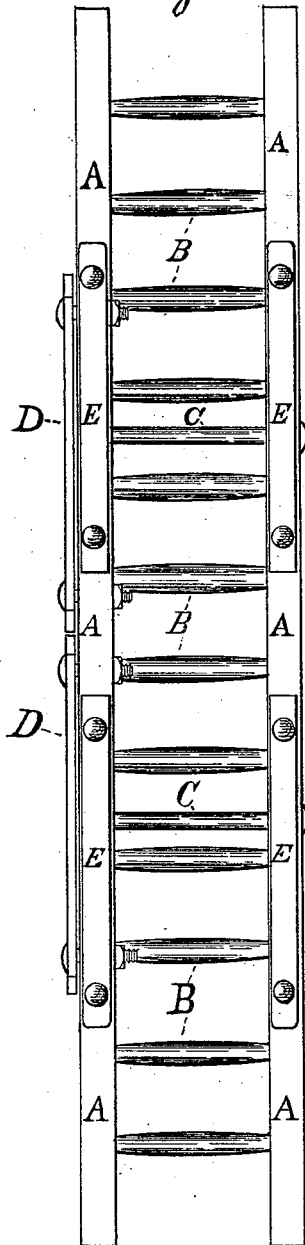


Fig. 2.

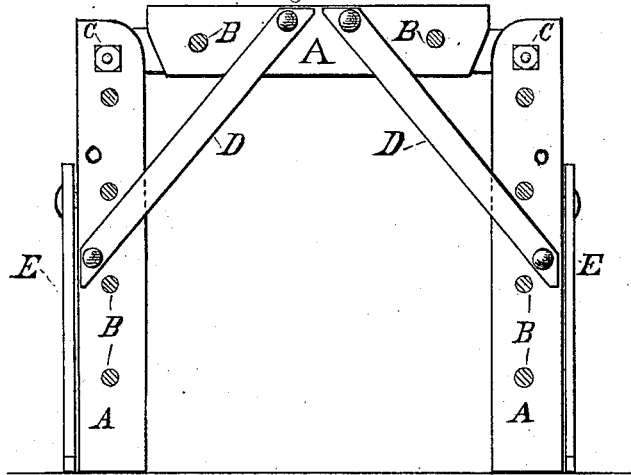


Fig. 3.

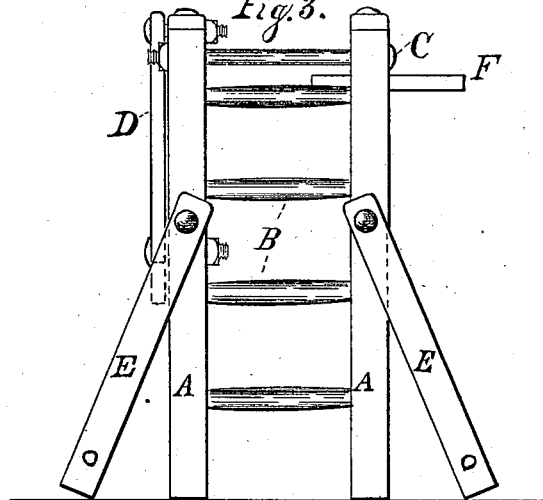
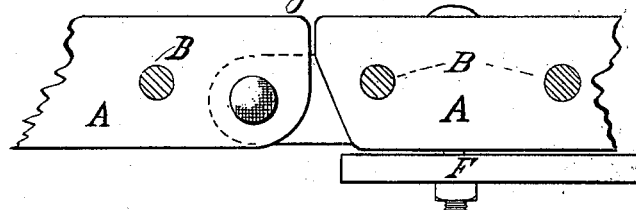


Fig. 4.



WITNESSES.

Wm. E. Moore.
J. S. Rollins.

INVENTOR.

Thomas Mikeal,

PER

C. Bradford,
 ATTORNEY.

UNITED STATES PATENT OFFICE.

THOMAS MIKEAL, OF PLAINFIELD, INDIANA.

IMPROVEMENT IN COMBINED LADDER AND TRESTLE.

Specification forming part of Letters Patent No. **206,470**, dated July 30, 1878; application filed June 7, 1878.

To all whom it may concern:

Be it known that I, THOMAS MIKEAL, of the town of Plainfield, county of Hendricks and State of Indiana, have invented certain new and useful Improvements in Combined Ladder and Trestle, of which the following is a specification:

Reference being had to the accompanying drawings, which are made a part hereof, and on which similar letters of reference indicate similar parts, Figure 1 is a front elevation of my device when used as a ladder. Fig. 2 is a side elevation thereof when in the form of a trestle or scaffolding. Fig. 3 is an end elevation of Fig. 2, and Fig. 4 is a detail view of one of the joints in the rails.

In said drawings, those portions marked A A are the rail of the ladder, which are each made of at least three pieces, with two swinging joints. If it is desired to increase the length or height of the device, other pieces may be added, which should be connected with rigid or stiffened joints.

B B are ladder-rungs, made and inserted in any ordinary manner. C C are rods or bolts, which form the hinge-pivot for the joints in the ladder. D D are braces, which, when the ladder is in the form of a trestle, hold it firmly in position, as shown in Fig. 2. E E and F F are props or stays, which serve to prevent the device from tipping or shaking when used as a trestle. The braces D D and props E E

are also used as a joint-splice, to stiffen the device when used as a ladder. The rungs B B are used for mounting the device in all cases. Those in the middle portion also serve to support a flooring on which to stand when the device is used as a trestle. The stays F F are not generally used, except when the trestle is used by the side of a building as a scaffolding, in which case they may rest against its side, and the props E are all turned in the opposite direction. The joints in the drawing are shown as being made by a suitable formation of the ends of the wooden rails; but I expect in practice to use a metal joint instead, to which the wooden rails shall be attached.

Having thus fully described my said invention, what I claim as new, and desire to secure by Letters Patent, is—

A combined ladder and trestle, composed of an ordinary ladder hinged in two places and provided with the braces D D and props E E, which serve also as a joint-splice when the device is used as a ladder, substantially as herein shown and specified.

In witness whereof I have hereunto set my hand and seal, at Indianapolis, Indiana, this 5th day of June, A. D. 1878.

THOMAS MIKEAL. [L. S.]

In presence of—
C. BRADFORD,
T. POWELL.