

E. F. EDGECOMB.

Channeling-Tool.

No. 206,547.

Patented July 30, 1878.

Fig. 1.

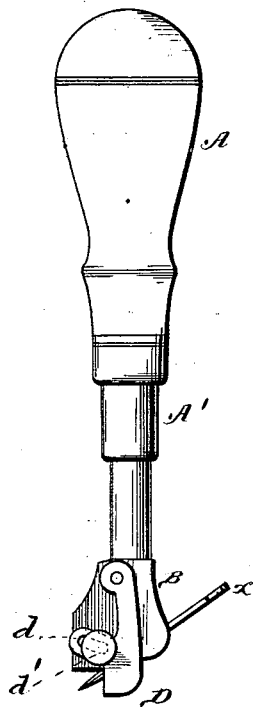


Fig. 2.

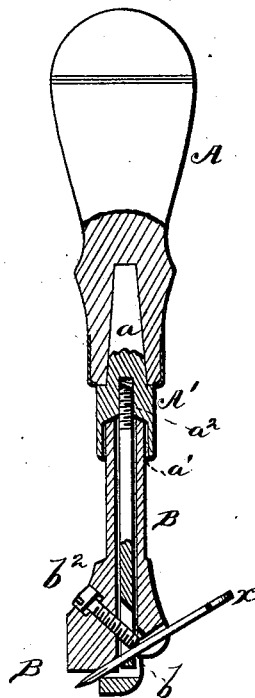


Fig. 3.

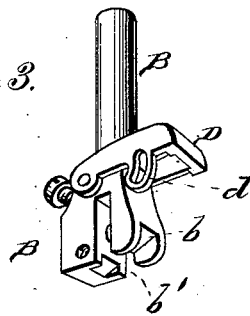


Fig. 4.



WITNESSES
Robert Emmett
James J. Sheehy

E. F. Edgcomb INVENTOR.
Gilmore, Smith & Co.

ATTORNEYS.

UNITED STATES PATENT OFFICE.

EDWARD F. EDGECOMB, OF MECHANICS FALLS, MAINE.

IMPROVEMENT IN CHANNELING-TOOLS.

Specification forming part of Letters Patent No. 206,547, dated July 30, 1878; application filed June 29, 1878.

To all whom it may concern:

Be it known that I, EDWARD F. EDGECOMB, of Mechanics Falls, in the county of Androscoggin and State of Maine, have invented a new and valuable Improvement in Channeling-Tools; and I do hereby declare that the following is a full, clear, and exact description of the construction and operation of the same, reference being had to the annexed drawings, making a part of this specification, and to the letters and figures of reference marked thereon.

Figure 1 of the drawings is a representation of a side view of my channeling-tool. Fig. 2 is a vertical section. Fig. 3 is a perspective detail, and Fig. 4 is a detail view of the same.

The nature of my invention relates to a class of tools used by shoe-makers and harness-makers.

The object of the tool is to cut an oblique slot in the face of the sole or strap at a uniform distance from the face thereof, the loose edge being turned up away from the sole. This slot may be made to receive and hide the stitches in sewed shoes and harness-work, or may be for the purpose of preventing the coloring-ink from running beyond the slit.

The invention consists in an adjustable removable knife, held in position by a slotted guide, through which the knife passes, binding the said knife in a slot by means of a screw operated by the handle. The lower surface of the tool furnishes a gage to slide over the face of the sole or strap, and an adjustable gage which slides along the edge of the sole or strap, and forces the slit cut by the knife to maintain its uniform distance from the edge.

Referring to the drawings, A represents the handle, having aperture *a* to receive sleeve A, provided with female screw *a*², and an aperture to receive the tool-head B at *a*¹. B represents the tool-head having a hollow shank, through which passes the knife-holder C, slotted at *c*, and having its upper end furnished with a male thread, *c*¹, which operates in *a*².

The flattened body of the knife-holder C is received in and operates in a transverse slot, *b*¹, and across the end of the tool-head is a transverse slot, *b*, which receives the knife. A screw, *b*², passing obliquely through the tool-head, operates in the slot *c* of the knife-holder, and serves as an adjusting device for the knife *x*.

D represents a pivoted adjustable gage having slot *d*, in which works thumb-screw *d*¹.

In my invention the knife may be adjusted to cut any depth without trouble by simply turning the handle, and the thumb-screw allows adjustment of the gage.

I am aware that removable knives for a similar purpose have been before used in this art, and that such knives have been made adjustable by turning the handle, as in Patent No. 77,653 of May 5, 1868, and such construction is not sought to be covered in this application.

The screw *b*² allows adjustment of the knife, allowing any angle to the sweep of the cut as the screw *b*² is screwed out or in.

What I claim as new, and desire to secure by Letters Patent, is—

1. The handle A *a*², in combination with tool-head B, having hollow shank, and with the knife-holder C *c* *c*¹, as herein specified, for the purpose set forth.

2. The tool-head B, having slot *b*¹ and oblique knife-slot *b*, and screw *b*², in combination with the slotted knife-holder C *c* *c*¹ and knife *x*, as specified.

3. The pivoted adjustable gage D *d* *d*¹, combined with the tool-head B and knife *x*, as specified.

In testimony that I claim the above I have hereunto subscribed my name in the presence of two witnesses.

EDWARD F. EDGECOMB.

Witnesses:

JESSE M. LIBBY,
THOMAS D. SALE.