

J. HERMANN.
Spring Bed-Bottom.

No. 206,731.

Patented Aug. 6, 1878.

Fig. 1.




Fig. 2.

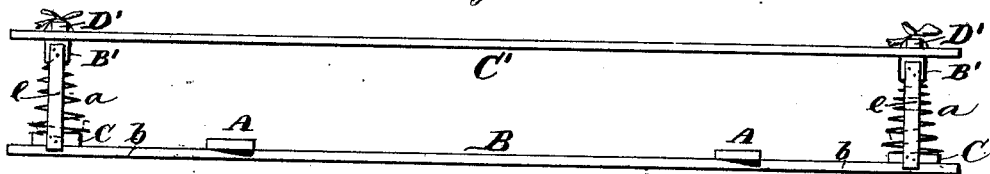
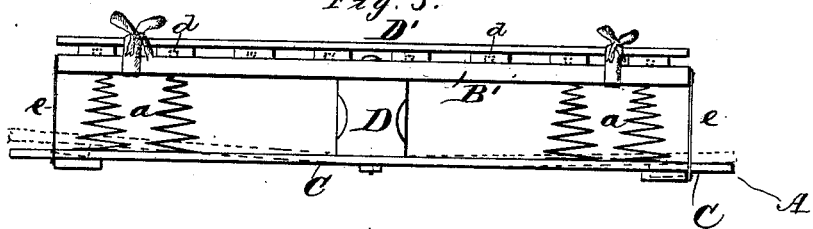


Fig. 3.



Attest:

Geo. P. Brooks
James Allison

Inventor:

Julius Hermann,
per: C. A. Snow & Co.
attys.

UNITED STATES PATENT OFFICE.

JULIUS HERMANN, OF CAMPBELLSPORT, WISCONSIN.

IMPROVEMENT IN SPRING BED-BOTTOMS.

Specification forming part of Letters Patent No. **206,731**, dated August 6, 1878; application filed March 22, 1878.

To all whom it may concern:

Be it known that I, JULIUS HERMANN, of Campbellsport, in the county of Fond du Lac and State of Wisconsin, have invented certain new and useful Improvements in Spring Bed-Bottoms; and I do hereby declare that the following is a full, clear, and exact description thereof, which will enable others skilled in the art to which it appertains to make and use the same, reference being had to the accompanying drawings, which form a part of this specification, and in which—

Figure 1 is a top view, Fig. 2 is a side view, and Fig. 3 is an end view, of my improved spring-bed.

Similar letters of reference denote corresponding parts in all the figures.

This invention relates to certain improvements in bed-bottoms by which elasticity, ease, and comfort are promoted; and it consists in constructing the head and foot or slat-supporting portions of the bed-bottom of parallel pieces, the upper ones having upwardly-projecting pins, to which the slats are fitted and confined by cross-pieces or bars suitably secured thereon, and the lower ones serving in the capacity of springs and provided with end springs and a central block, upon which the upper pieces are supported, the said lower pieces or springs being themselves supported upon longitudinal flat slats secured to cross-pieces resting in mortises in the bed rails or sides, substantially as hereinafter more fully set forth.

In the drawings, A A are cross-pieces, the ends of which are adapted for adjustment in mortises in the bed-rails or side pieces. To or upon these cross-pieces are bolted, riveted, or otherwise secured broad, thin, longitudinal pieces or slats B b in such a manner that they (the said slats B b) will extend some distance beyond the cross-pieces A, as at b, to form springs, transversely upon which are secured similar pieces or slats C C.

The latter-mentioned parts C C, with the

upper bars B', arranged parallel with C C and mounted upon central blocks D, and springs a a, supported upon the said pieces C, constitute the head and foot or slat-supporting portions of the bed-bottom. At the head end of the bed the springs a a are arranged two or more in number upon each side of its center to compensate for the excess of pressure or weight at that end.

The upper bars, B B, are provided with upwardly-projecting pins d d, as indicated in dotted lines in Fig. 3, which enter apertures in the slats C' C', placed and confined thereon by the cross-bars or pieces D' D', themselves tied or strapped to the bars B B, as shown in the figures. The bars B B are connected to the lower pieces, C C, by means of straps or other suitable flexible connections e e.

From the foregoing it will be observed that, in addition to forming the head and foot or slat-supporting portions of the bed-bottom into springs, the said portions are themselves supported upon springs, thus promoting elasticity, ease, and comfort, the desiderata aimed at, especially in this class of inventions.

Having thus fully described my invention, what I claim, and desire to secure by Letters Patent, is—

In a bed-bottom, the combination, with the slat-supporting portions, consisting of parallel pieces C C, B' B', having slat-securing pins d d, and the interposed blocks D and springs a a, of the longitudinal slats B b, having the cross-pieces A A so arranged in connection therewith as to leave the ends b of the said slats B b unsupported, substantially as shown and described, for the purpose set forth.

In testimony that I claim the foregoing as my own I have hereto affixed my signature in presence of two witnesses.

JULIUS HERMANN.

Witnesses:

GEO. C. DENNISTON,
JACOB SENFT.