

J. B. & W. H. WIGGERMAN.
Coffee-Roaster.

No. 206,911.

Patented Aug. 13, 1878.

Fig. 1.

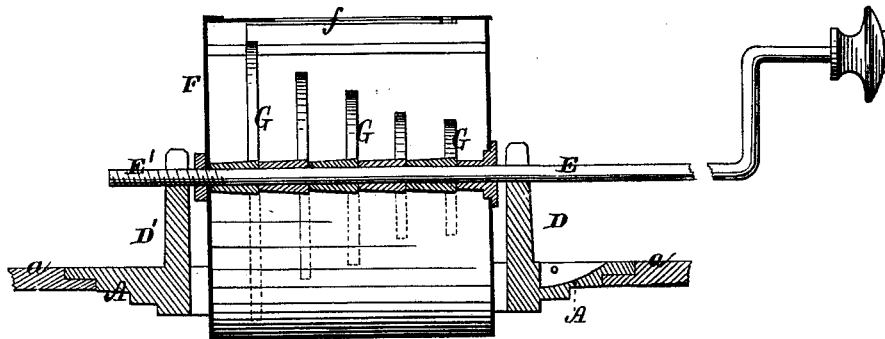


Fig. 2.

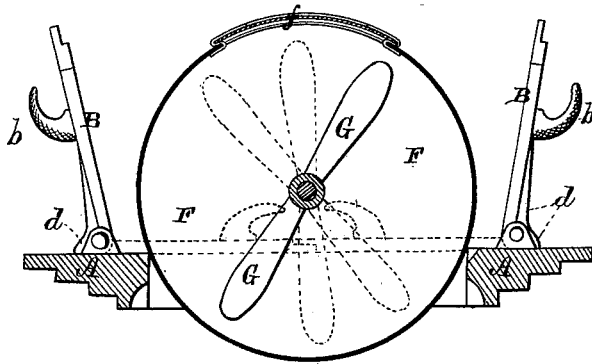
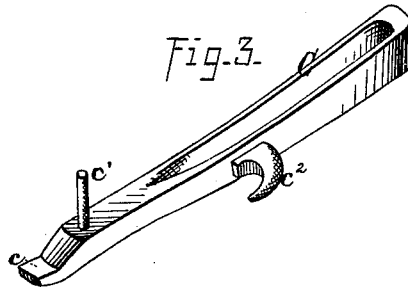


Fig. 3.



WITNESSES=

Justo Hutchinson
James H. Lange.

INVENTORS=

J. B. Wiggeman.
Wm. H. Wiggeman
per *Edoan Bros.*
Attys.

UNITED STATES PATENT OFFICE.

JOHN B. WIGGERMAN AND WILLIAM H. WIGGERMAN, OF MILLHAUSEN, IND.

IMPROVEMENT IN COFFEE-ROASTERS.

Specification forming part of Letters Patent No. **206,911**, dated August 13, 1878; application filed November 30, 1877.

To all whom it may concern:

Be it known that we, J. B. WIGGERMAN and WILLIAM H. WIGGERMAN, of Millhausen, in the county of Decatur and State of Indiana, have invented certain new and useful Improvements in Coffee-Roasters; and we do hereby declare that the following is a full, clear, and exact description thereof, which will enable others skilled in the art to which it appertains to make and use the same, reference being had to the accompanying drawings, and to letters of reference marked thereon, which form a part of this specification, and in which—

Figure 1 is a longitudinal vertical section of our improved coffee-roaster. Fig. 2 is a transverse section thereof; and Fig. 3 is a perspective view of a combined roaster, lifter, and opener.

Corresponding parts in the several figures are denoted by like letters.

This invention relates to certain improvements in coffee-roasters; and it consists of the combination and arrangement of parts hereinafter described, and particularly pointed out in the claims.

In the annexed drawing, A refers to an annularly-stepped open stove-top, it being so constructed to adapt it for attachment to different-sized stove-holes, *a* representing a portion of a stove. The opening of the top A is closed by a door or doors, B B, suitably hinged to said top, and provided with hooked projections *b b*, to permit of the engagement therewith of the bent or hooked end *c* of the lifter C in opening said doors. To the outer or upper surface of the doors B B, at their lower ends, are stops or supports *d d* to hold them in an upright position when opened.

D D' are uprights, cast or otherwise con-

nected with the top A, to form bearings for the crank-shaft E, having an extension, E', upon which is mounted the receptacle or cylinder F, which holds the coffee to be roasted. Upon this shaft is also secured a series of spirally-arranged curved stirrers, G G, disposed within the receptacle or cylinder F, and rotating with the said shaft to agitate or stir the coffee. The cylinder or receptacle F is provided with an isinglass door, *f*, to permit the inspection of its contents. The lifter C is provided with a pin or straight projection, *c*¹, to enable it to engage with and slide the cylinder-door *f* open in removing its contents. The hook *c*² of the lifter C is to receive the heated end of the crank-shaft, which extends exteriorly to the upright D', while its crank or handle is grasped by the hand in lifting the cylinder, with its contents, from the stove.

Having thus described our invention, what we claim, and desire to secure by Letters Patent, is—

1. A coffee or other roaster consisting of the annularly-stepped stove-top A, doors B *b d*, shaft E E', stirrers G, and receptacle F, having a sliding transparent door, *f*, substantially as shown and described.

2. The open stove-top A, provided with the doors B B, having the stops *d d*, substantially as and for the purpose set forth.

In testimony that we claim the foregoing as our own we hereunto affix our signatures in presence of two witnesses.

JOHN BARNEY WIGGERMAN.
WM. HERMAN WIGGERMAN.

Witnesses:

S. H. BECRAFT,
B. BRINKMANN.