

F. A. CONKLE.
Casing-Head for Oil-Wells.

No. 206,932.

Patented Aug. 13, 1878.

Fig. 1.

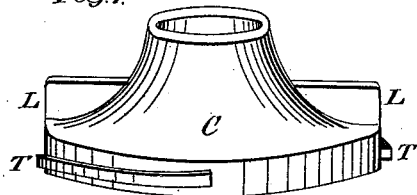


Fig. 2.

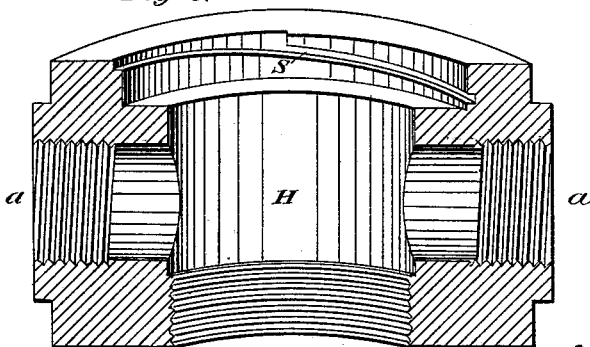


Fig. 3.

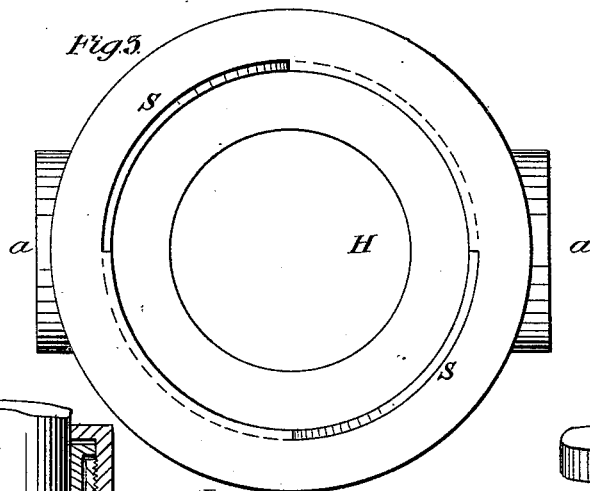


Fig. 4.

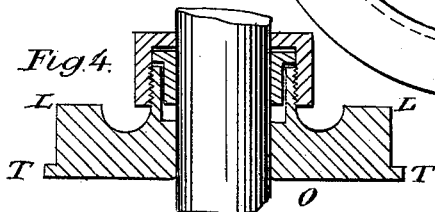
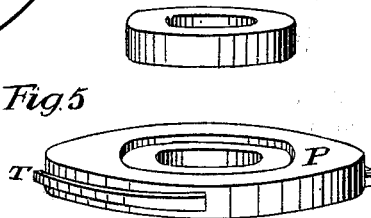


Fig. 5.



Attest

W. L. Parker
A. E. Rumpff

Inventor

Francis Conkle

UNITED STATES PATENT OFFICE.

FRANCIS A. CONKLE, OF PHILADELPHIA, PENNSYLVANIA.

IMPROVEMENT IN CASING-HEADS FOR OIL-WELLS.

Specification forming part of Letters Patent No. **206,932**, dated August 13, 1878; application filed May 16, 1878.

To all whom it may concern:

Be it known that I, FRANCIS A. CONKLE, of Philadelphia, State of Pennsylvania, have invented a new and useful improvement in the casing-heads now in general use for oil and gas wells, which improvement is fully set forth in the following specification, reference being had to the accompanying drawings.

Figure 1 is a plan view of the sand-pump cap. Fig. 2 is a sectional view of the casing-head, showing the inclined groove. Fig. 3 is a top or plan view of the casing-head. Fig. 4 is a sectional view of the oil-saver, showing the stuffing-box and tube. Fig. 5 is a perspective view of the tubing-plate.

The object of my invention is to simplify and facilitate the method of securing the several casing-head covers, so as to readily close the top of the well and cause the flow of oil or gas to make exit at the side pipes, *a a*, and to easily and quickly open the same for removal of drilling-tools and sand-pump.

Set-screws are in every way objectionable, if not dangerous, requiring constant repair because of frequent use, and causing delay in manipulation. There is also much damage done to the slack of the cable by their projecting heads during the process of drilling.

My invention consists of a thread or spiral lug, T, cut or cast on the oil-saver O, sand-pump cap C, or tubing-plate P, (which three covers are also interchangeable,) fitting in and adjusted to a female thread or spiral seat, S, cut or cast in the inside of the casing-head H; also, projections or handles L L, placed or cast on the several plates to facilitate the turning of the same, all as shown in the accompanying drawings.

I claim as my invention—

1. The thread or spiral lug T T, cut or cast on the plates or covers, fitted to the corresponding thread or seat S S in the casing-head.
2. The handles or projections L L, for tightening or loosening the plates.
3. The general combination and arrangement of parts securing the oil-saver O, sand-pump cap C, and tubing-plate P to the casing-head.

FRANCIS A. CONKLE.

Witnesses:

C. L. PARKER,
C. E. RUMPF.