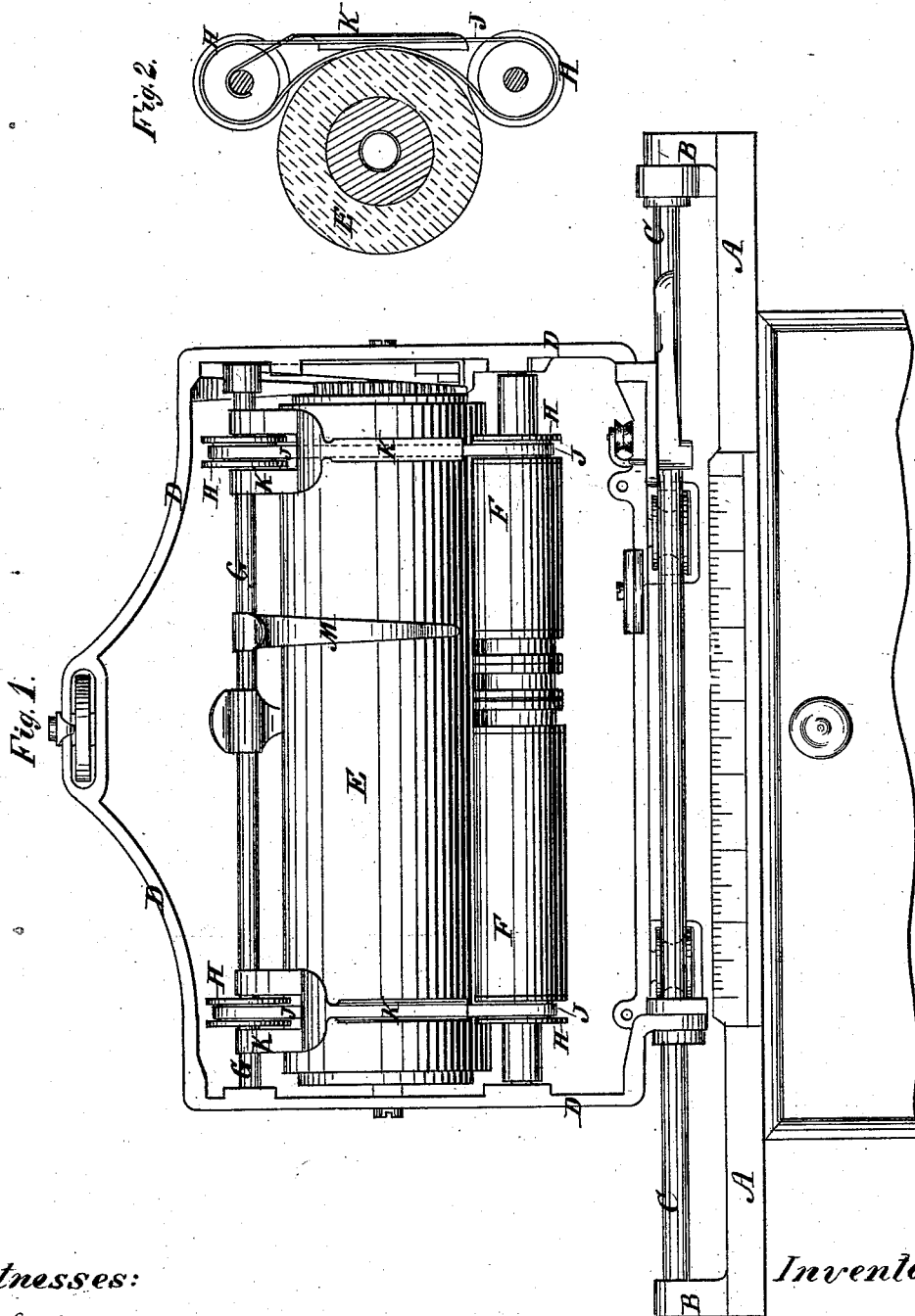


E. R. BARRON.
Type-Writing Machine.

No. 207,002.

Patented Aug. 13, 1878.



Witnesses:

E. E. Masson
Wm. W. Edelin

Inventor:

Ernest R. Barron.
By James Densmore,
Attorney.

E. R. BARRON.
Type-Writing Machine.

No. 207.002.

Patented Aug. 13, 1878.

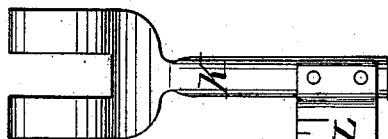

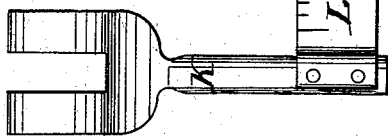


Fig. 3.



Witnesses:

E. E. Masson

Wm. R. Edelen

Inventor:

Ernest R. Barron,
By James Densmore,
Attorney.

UNITED STATES PATENT OFFICE.

ERNEST R. BARRON, OF ILION, ASSIGNOR TO THE TYPE WRITER COMPANY,
OF NEW YORK, N. Y.

IMPROVEMENT IN TYPE-WRITING MACHINES.

Specification forming part of Letters Patent No. **207,002**, dated August 13, 1878; application filed
April 19, 1878.

To all whom it may concern:

Be it known that I, ERNEST R. BARRON, of Ilion, in the county of Herkimer and State of New York, have invented Improvements in Type-Writing Machines, of which the following is a specification:

The invention relates to the paper movement of a type-writing machine; and its nature is in combining a shield with the carrying-band, in combining a guide-shield with the band-pulley and carrying-band, and in combining the reversed scale with and attached to the carrying-band guide-shields.

The accompanying drawing and following description thereof fully illustrate the invention.

Figure 1 of the drawing represents a view of the under side of the paper-carriage, with the hinged finger and guide-shields attached thereto; Fig. 2, another view of the platen, band-pulleys, carrying-band, and guide-shield; Fig. 3, a view of the reversed scale attached to the guide-shields, and Fig. 4 another view of the guide-shield.

In the drawing, A represents the top plate of the main frame of a type-writing machine; B, a lug extended up from each lateral edge of the top plate, A; C, a hinge and guide-rail attached to the lugs B, across over the hind part of the top plate, A; D, a paper-carriage, adapted to turn as a hinge, and to run on wheels on the hinge-rail C; E, a cylindrical platen across and in journal-bearings in the side bars of the carriage D; F, a pressure-roller across and in slot-bearings in the side bars of the carriage D; G, a round rod attached to the side bars of the carriage D, across in front of the platen E; H, a pulley, loose on each end of the pressure-roller axle F, and on each end of the axle-rod G; J, a carrying-band under the platen E, and around each two corresponding pulleys H; K, a bifurcated guide-shield attached to the axle-rod G, astride each band-pulley H, and extended back under the carrying-band J, and longi-

tudinally in the upper side of which, back of the forks, is a groove, or a longitudinal flange is extended up from each lateral edge, between which flanges or in which groove the carrying-band is adapted to pass; L, a reversed scale attached across to the hind end of each guide-shield K, and M a curved finger attached to the axle-rod G, and extended back under the platen E, and adapted to turn on the axle, to press up against the platen, and to be taken off and put on and adjusted thereon.

The front band-pulleys, H, are liable to slip to the right or left along on the axle G, and thereby throw off the carrying-bands J; but the guide-shield K, which embraces each front pulley, with a part on each side, guides and holds the latter in place, while the grooves or flanges help guide and hold the carrying-bands in place.

The inking-ribbon, which passes over the top plate A, longitudinally under the platen E, will touch and ink the carrying-bands J, which, in turn, will ink and crock the margins of the paper written on; but the shields K prevent the contact of the ribbon with the bands, and thus protect the paper from soiling.

The hind ends of the guide-shields K make convenient places to which to attach the ends of the reversed scale L. Therefore,

What I claim is as follows:

1. The combination of a shield with the carrying-band of a type-writing machine, substantially as described.
2. The combination of a guide-shield with the band-pulley and carrying-band of a type-writing machine, substantially as described.
3. The combination of the reversed scale with and attached to the carrying-band shields of a type-writing machine, substantially as described.

ERNEST R. BARRON.

Witnesses:

F. ARMSTRONG,
THOS. PARKES.