

W. H. BUCKLEY.
Ferrule for Spading Forks.

No. 207,009.

Patented Aug. 13, 1878.

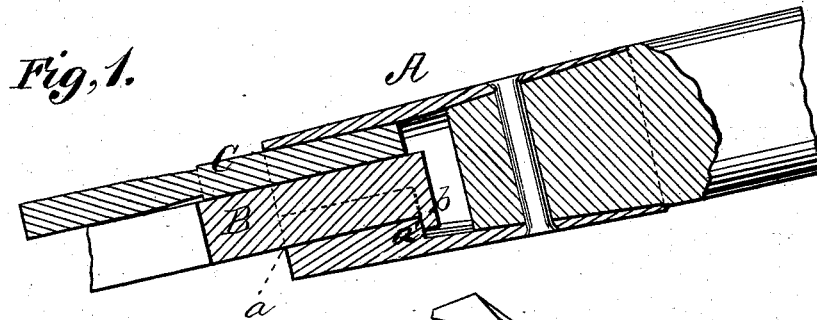


Fig. 4.


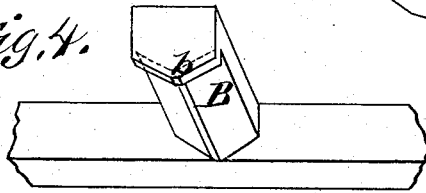
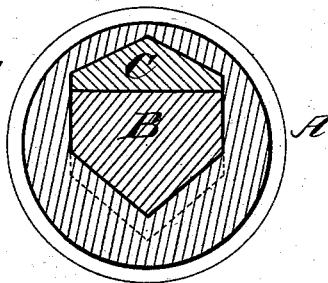


Fig. 2.



WITNESSES
Villette Anderson
A. J. Masiv.

INVENTOR
William H. Buckley
by E. W. Anderson,
ATTORNEY

UNITED STATES PATENT OFFICE.

WILLIAM H. BUCKLEY, OF PHILADELPHIA, PENNSYLVANIA, ASSIGNOR TO
WILLIAM C. LAWSON, OF SAME PLACE.

IMPROVEMENT IN FERRULES FOR SPADING-FORKS.

Specification forming part of Letters Patent No. 207,009, dated August 13, 1878; application filed
June 1, 1878.

To all whom it may concern:

Be it known that I, WILLIAM HENRY BUCKLEY, of Philadelphia, in the county of Philadelphia and State of Pennsylvania, have invented a new and valuable Improvement in Ferrules for Hay, Manure, and Spading Forks; and I do hereby declare that the following is a full, clear, and exact description of the construction and operation of the same, reference being had to the annexed drawings, making a part of this specification, and to the letters and figures of reference marked thereon.

Figure 1 of the drawing is a representation of a longitudinal central section of my improved ferrule. Fig. 2 is a transverse section thereof, and Figs. 3 and 4 are details.

This invention has relation to improvements in ferrules for securing spades and other like implements to their handles; and it consists in the construction and novel arrangement of a ferrule having an angular throat terminating in an inside ledge, and a spade-shank of angular form seated therein, and having an offset at its end to engage under the ledge of the ferrule, and secured by means of a key fitting the lateral space beside said shank in the throat of the ferrule, as will be hereinafter fully shown and described.

In the annexed drawing, the letter A designates my improved ferrule, made preferably of steel, and *a* designates its throat, of angular or polygonal form, said throat terminating in an inside ledge, *a'*, for a purpose hereinafter shown. B designates the shank of a spade or fork, which is angular or polygonal in cross-section, like the throat *a* of the ferrule, which it is designed to partly fill when seated

therein, sufficient side play being provided in the throat to enable the shank to be moved sidewise after insertion.

The shank B is provided at its end with an offset, *b*, which, when the shank is seated in the throat of the ferrule, by moving said shank sidewise, engages under the ledge *a'* thereof.

C designates an angular metallic key or wedge, which is adapted to fill the lateral space beside the shank when seated in throat *a* of the ferrule. The end of this key usually protrudes beyond the spade-shank in order that it may be removed when required. The key C thereby serves to lock and hold the shank and its offset securely in place, forming a secure connection.

I am aware that a round shank having a toe to engage a ledge in the ferrule by turning has been made. Hence I do not claim such invention.

What I claim as new, and desire to secure by Letters Patent, is—

The combination, with a spade or fork ferrule having an angular throat, *a*, terminating in an inside ledge, *a'*, of an angular spade-shank of less width than said throat, having an offset, *b*, adapted by a sidewise movement of said shank to engage the inside ledge *b'* and the lateral fastening-key C, substantially as specified.

In testimony that I claim the above I have hereunto subscribed my name in the presence of two witnesses.

WILLIAM H. BUCKLEY. .

Witnesses:

ALLEN H. GANGEWER,
DE LANCEY G. WALKER.