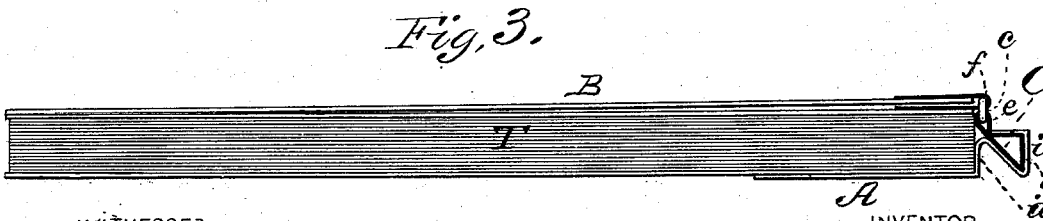

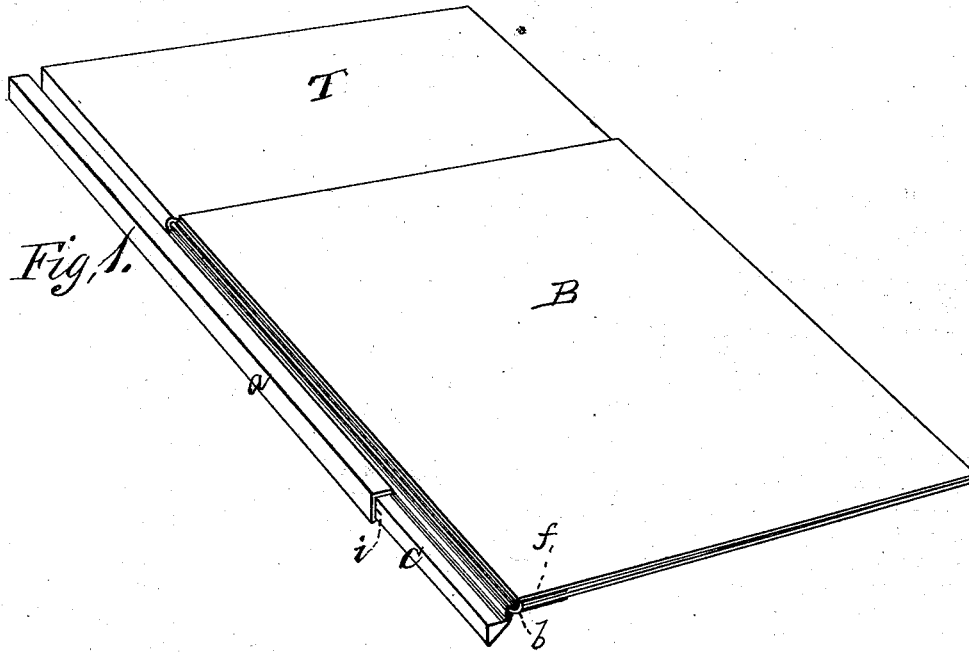


C. M. COTT.
Tablet Blotter.

No. 207,017

Patented Aug. 13, 1878.



WITNESSES

Mary S. Utley
A. J. Masie

INVENTOR

Charles M. Cott,
by C. W. Anderson,

ATTORNEY

UNITED STATES PATENT OFFICE.

CHARLES M. COTT, OF COLUMBUS, OHIO.

IMPROVEMENT IN TABLET-BLOTTERS.

Specification forming part of Letters Patent No. 207,017, dated August 13, 1878; application filed July 6, 1878.

To all whom it may concern:

Be it known that I, CHARLES M. COTT, of Columbus, in the county of Franklin and State of Ohio, have invented a new and valuable Improvement in Renewable Tablet-Blotters; and I do hereby declare that the following is a full, clear, and exact description of the construction and operation of the same, reference being had to the annexed drawings, making a part of this specification, and to the letters and figures of reference marked thereon.

Figure 1 of the drawings is a representation of my improved renewable tablet-blotter in perspective. Fig. 2 is a top view of the plate, the slide, and hinge-rod; and Fig. 3 is a longitudinal section of the blotter applied to a tablet.

This invention has relation to improvements in blotting-pads for tablets and other objects; and the nature of the invention consists in combining with a side plate having a dovetail groove upon its outer edge, a slide working endwise in said groove and a blotting-pad hinged to said slide.

It also consists in combining with the side plate and its slide a blotting-pad composed of two sheets flexibly jointed to each other and removably hinged to said slide, whereby, when one side of said sheets is used up, the blotter may be detached from the slide, reversed, and caused to present fresh surfaces to the tablet, as will be hereinafter more fully set forth.

In the annexed drawings, the letter A designates the side plate of my improved blotting-pad, the same being of a length proportionate to that of the tablet, and provided upon its raised edge *a* with a dovetail groove, *i*. The side plate may be either of wood or metal, as I may elect.

C represents a slide fitting snugly in the groove *i*, and endwise movable therein. This slide may be made either of wood or metal, and has journaled thereon a hinge-rod, *c*, situated outside of the said groove, and having ends turned inward to form catches *b*.

In practice the slide is sometimes covered

with a woven or other flexible material, *d*, glued or otherwise secured thereon, which forms at its front edge a bearing, *e*, in which the hinge-rod *c* rotates.

B represents the blotting-pad, composed of two sheets of bibulous paper connected together at their edge by a flexible fabric, *f*. This pad is secured to the slide by passing one of the sheets between and under the catches *b* and drawing it through until the flexible material *f* reaches them. This sheet is then folded over upon the other one, and the operation is complete.

When in use the tablet T is laid with its edge upon the side plate, the pad lying at one side thereof. When required for use the pad is swung over upon the hinge-rod as a pivot upon the tablet, and removes any excess of ink therefrom in the usual way. The slide to which the pad is hinged has free endwise motion relative to the plate in the groove *i*; consequently the said pad may be shifted to any part of the tablet that may be required and its entire superficies employed. It may consequently be used as a guard to protect the tablet from moisture of the hand.

What I claim as new, and desire to secure by Letters Patent, is—

1. The combination, with a plate, A, having a dovetail groove upon its outer edge, of a slide-rod working endwise in said groove and a blotting-pad vibrating on said slide, substantially as specified.

2. The combination, with a plate, A, an endwise movable slide, C, arranged thereon, and a hinge-rod, *c*, having end catches *b*, and journaled on said slide, of the blotting-pad B, composed of two sheets flexibly connected, substantially as specified.

In testimony that I claim the above I have hereunto subscribed my name in the presence of two witnesses.

CHAS. M. COTT.

Witnesses:

D. H. WELLING,
D. C. WELLING.