

W. C. MCGILL.
Ironing-Table.

No. 207,054.

Patented Aug. 13, 1878.

Fig. 1.

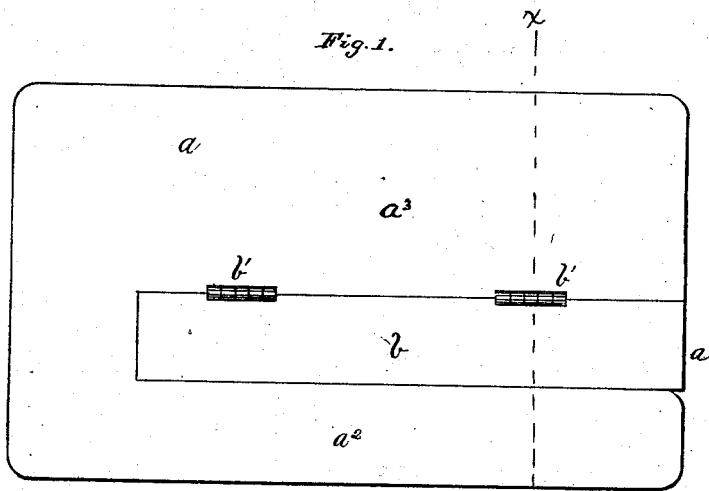


Fig. 2.

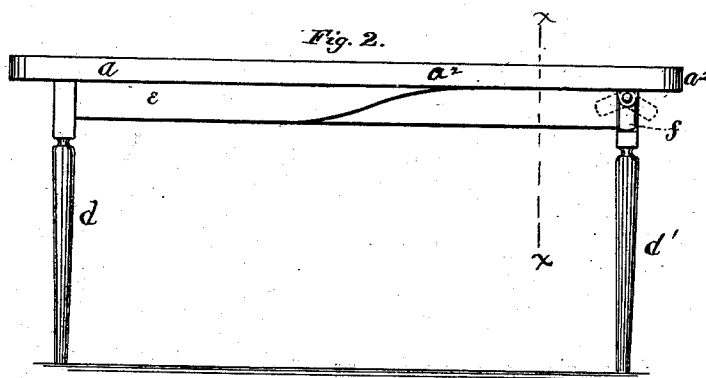
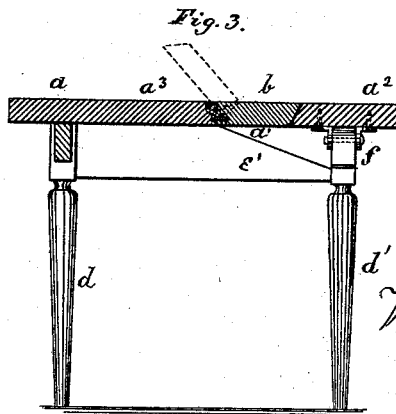


Fig. 3.



WITNESSES:

Herrn. Lauten
A. Lacey

INVENTOR:

W. C. McGill

UNITED STATES PATENT OFFICE

WILLIAM C. MCGILL, OF WASHINGTON, DISTRICT OF COLUMBIA.

IMPROVEMENT IN IRONING-TABLES.

Specification forming part of Letters Patent No. 207,054, dated August 13, 1878; application filed January 7, 1878.

To all whom it may concern:

Be it known that I, Wm. C. MCGILL, of Washington, in the county of Washington and District of Columbia, have invented certain new and useful Improvements in Ironing-Tables; and I do hereby declare that the following is a full, clear, and exact description thereof, which will enable others skilled in the art to which it appertains to make and use the same, reference being had to the accompanying drawings, and to letters of reference marked thereon, which form a part of this specification.

This invention has for its object to provide a substantial ironing-table, adapted to be used for large or small articles of clothing, the nature of which will be hereinafter fully explained and set forth.

In the drawings, Figure 1 is a plan, Fig. 2 is a side elevation, and Fig. 3 is a vertical cross-section on the line $x x$, Figs. 1 and 2, of my invention.

a is the ironing-board, which may be of any desired size. It has cut through it, parallel with and near to one side, a slot, a^1 , open at one end, as shown, so as to provide the narrow board a^2 , adapted for use when ironing such garments as cannot be spread out, as shirts, dresses, &c. b is a small leaf, fitting snugly in the slot a^1 . It may have its edge beveled and adapted to fit against a corresponding beveled edge on the board a , as shown, so that when pressed down it will wedge against the board and hold firmly in place the article of clothing to be ironed. It is hinged to the side a^3 of the board a by hinges $b^1 b^2$, which are so attached as to be flush with or slightly below the surface of the board, and out of the way when the entire board is employed for ironing or other purposes. The board a is supported on four legs, $d d'$. Three of the legs, indicated by the letter d , are attached in the ordinary manner. Extending out from one of the legs, d , is a brace, e , arranged and adapted to give support and strength to the side board a^2 . The leg d' has its top end shortened, so as to provide a space between it and the end of the

side board a^2 , so that clothing may readily be slipped onto said side board. Its upper end is attached to the end brace-board e' , which is cut away, as shown, so as to give the requisite space for the movements of the clothing. f is a short support or leg, pivoted so that it will swing readily back and forth on the under side of the outer end of the side board a^2 . Its lower end, when at rest, touches the top of the leg d' , as shown, and makes a firm support for the end of the side board a^2 . It swings back and forth, as indicated in Fig. 2, and permits the easy slipping on or off the board a^2 of any article of clothing, and drops into its vertical position when not obstructed.

When no clothing is over the side board a^2 the leaf b will close down into the slot a^1 flush with the top of the board a , and thus will be provided a broad table adapted for large garments.

By raising the leaf b , as indicated in dotted lines in Fig. 3, there is at once provided a narrow board, adapted for use in ironing shirt-bosoms and all other garments which require a narrow board.

With the leaf b turned down into the slot, as shown in Figs. 1 and 3, the table can be used for dining or other purposes, as desired.

The table may be constructed without the leaf b , in which case I have two ironing-boards, a wider and a narrower, combined, and adapted for all kinds of ironing, as well as adapted for many other purposes, which will be readily understood by those persons accustomed to the use of such devices.

Having described my invention, what I claim, and desire to secure by Letters Patent, is—

1. The board a , having the slot a^1 and side board a^2 , and supported on legs, so as to provide an open space below and between the outer end of the side board a^2 and the upper end of the leg d' , substantially as and for the purposes set forth.

2. In an ironing-table, the combination, with the board a , constructed with a slot, a^1 , and side board a^2 , and having the leg d' de-

tached and held by the brace-board e' , of the pivoted support or leg f , arranged under the outer end of the side board a^2 and over the top of the leg d' , substantially as and for the purpose set forth.

3. In combination with the ironing-board a^2 , the gravitating automatic support f , pivoted at its upper end to the board, and vibrating in the direction of the length of said board a^2 , as and for the purpose set forth.

In testimony that I claim the foregoing as my own I affix my signature in presence of two witnesses.

WM. C. MCGILL.

Witnesses:

A. P. LACEY,
P. B. TURPIN.