

G. W. BRADLEY.
Box and Fastening.

No. 207,642.

Patented Sept. 3, 1878.

Fig. 1.

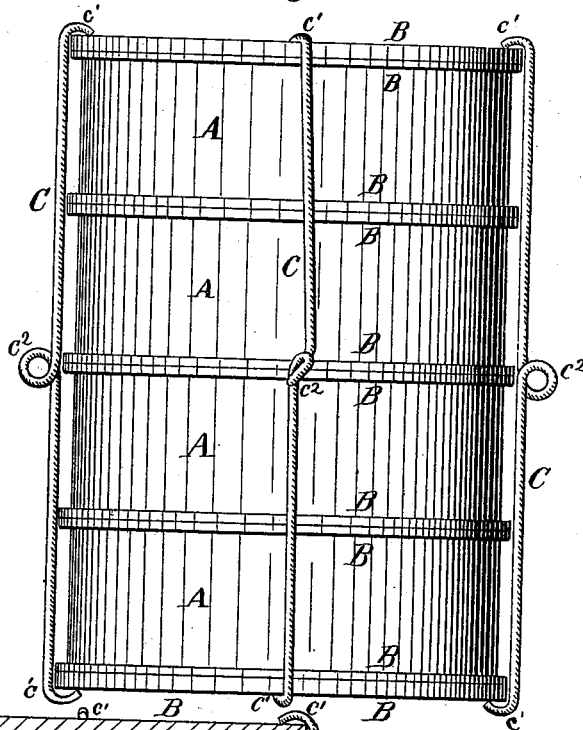


Fig. 2.

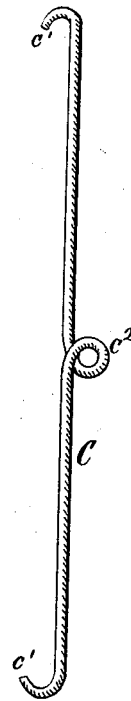


Fig. 3.

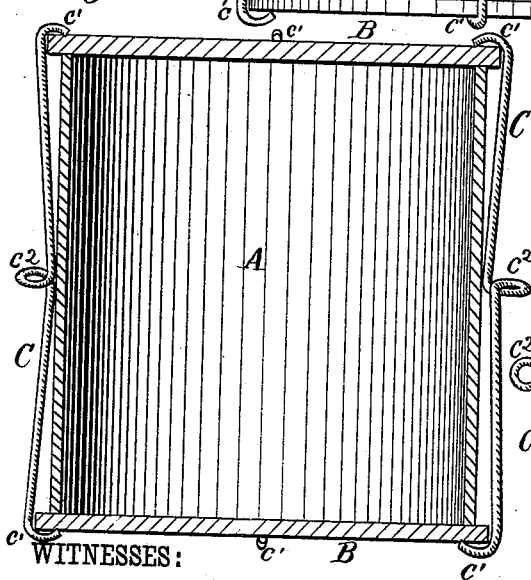
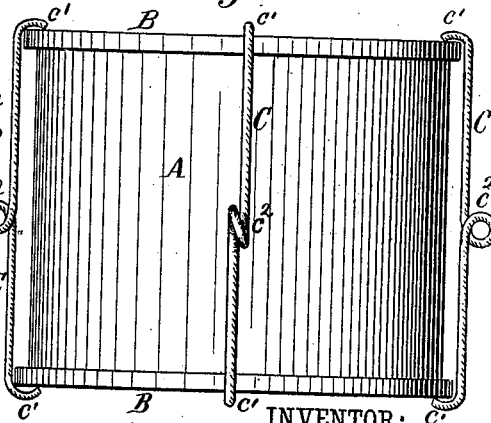


Fig. 4.



WITNESSES:

Henry N. Miller
C. Sedgwick

INVENTOR:

G. W. Bradley
BY *[Signature]*

ATTORNEYS.

UNITED STATES PATENT OFFICE.

GILBERT W. BRADLEY, OF SUNDERLAND, VERMONT.

IMPROVEMENT IN BOX AND FASTENING.

Specification forming part of Letters Patent No. **207,642**, dated September 3, 1878; application filed July 25, 1878.

To all whom it may concern:

Be it known that I, GILBERT W. BRADLEY, of Sunderland, in the county of Bennington and State of Vermont, have invented a new and useful Improvement in Box and Fastening, of which the following is a specification:

Figure 1 is a side view of a number of boxes secured by my improved fastenings. Fig. 2 is a detail side view of one of my improved fastenings. Fig. 3 is a vertical section of a single box having its heads secured in place by my improved fastenings. Fig. 4 is a side view of a single box having its heads secured in place by my improved fastenings.

Similar letters of reference indicate corresponding parts.

The invention will first be described in connection with the drawing, and then pointed out in the claim.

A represents the body of a box, which may be made of wood or paper, as may be desired, and which is provided with loose heads B. The boxes A are graduated in size, so as to contain one, two, three, four, or more pounds of butter or other substance.

The boxes, especially the smaller ones, may be placed one upon another, in packages of two, three, or more, in which case each box is

provided with its own two heads, which may be very light, and the package may be provided with two heavier heads, as shown in Fig. 1.

C are the fasteners, which are formed of rods of annealed wire or other iron or other suitable metal. The ends c^1 of the rods C are bent over into hook form, and the said rods have a coil, c^2 , formed in their middle parts, as shown in Figs. 1, 2, 3, and 4.

In applying the fasteners C to a box or a package of boxes, the hooks c^1 are placed upon the heads of the box or package of boxes, and an iron or steel rod is passed through the coil c^2 and given a half or whole turn, to draw the heads B firmly into and clamp them in place, as shown in the drawings.

Having thus described my invention, I claim as new and desire to secure by Letters Patent—

The combination, with a box having one or both heads loose, of the rods C, having end hooks, c^1 , and coil c^2 , the coil being turned aside, as and for the purpose specified.

GILBERT W. BRADLEY.

Witnesses:

LOVELAND MUNSON,
E. B. BENTON.