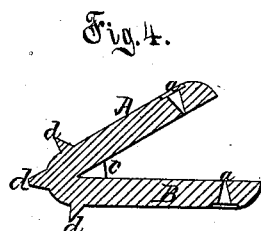
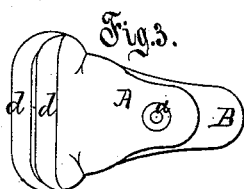
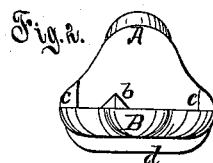
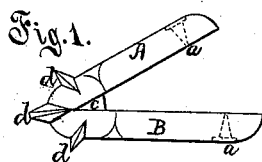


P. W. PRATT.
Chair-Pad.

No. 207,680.

Patented Sept. 3, 1878.



Witnesses:

Theodore H. Foster

B. S. Clark

Inventor:

Philip W. Pratt

By *Fitch Fitch*

Attys.

UNITED STATES PATENT OFFICE.

PHILIP W. PRATT, OF ABINGTON, MASSACHUSETTS.

IMPROVEMENT IN CHAIR-PADS.

Specification forming part of Letters Patent No. **207,680**, dated September 3, 1878; application filed November 24, 1877.

To all whom it may concern:

Be it known that I, PHILIP W. PRATT, of Abington, county of Plymouth, in the State of Massachusetts, am the inventor of Improved Buffers for Chair-Rockers, of which the following is a full, clear, and exact description, reference being had to the accompanying drawings, forming a part of this specification, in which—

Figure 1 is a plan, Fig. 2 is a side elevation, Fig. 3 is a front-end elevation, and Fig. 4 is a longitudinal central sectional view, of a buffer for chair-rockers embodying my invention.

My invention relates to buffers for the extremities of chair-rockers, whereby the liability to injure surrounding objects by contact with the unprotected ends of the rockers is avoided; and my invention consists in two elastic arms united at an angle and adapted to be secured upon the rocker end, and provided with a projection in the interior of the angle arranged to fit into a suitable notch in the rocker end, and provided with guard pieces or webs extending from one arm to the other from the point of the angle forward, together with a series of ribs or flanges extending along or around and projecting from the angle of the arms on the exterior thereof, all as hereinafter described.

As shown in the drawings, my buffer is composed of the two arms A and B, which are united at one end to form an angle. These arms are preferably cast or otherwise formed in one angular piece, and are of an elastic substance, such as india-rubber. The inner faces or sides of these arms are preferably flat, so that they will conform to the sides of rocker ends of any shape, while the outer faces are preferably rounded off, as shown. This buffer, it is evident, is adapted to be placed on the end of a chair-rocker, the arms A and B inclosing and embracing between them the rocker end. To secure the buffer upon the rocker,

tacks or screws may be used, passed through openings, as shown at *a*, in the arms.

To prevent the buffer from moving laterally on the rocker end, I form a projection or wedge, *b*, in the angle of the arms, as shown, which is adapted to fit into a suitable notch cut in the end of the rocker.

To protect the side edges of the rocker, and also to assist in preventing the lateral movement of the buffer, I form the guards *c* upon one or both sides of the opening of the angle formed by the arms, extending from one arm to the other from the point of the angle forward, as shown. These guards inclose the rocker ends on the sides thereof, and may be used either in connection with the wedge *b* or without it, or a guard may be formed on the buffer at the outer side of each rocker and employed in connection with the wedge *b*.

Upon the exterior of the point of the angle of the buffer I form one or more ribs or flanges, *d*, preferably extending laterally across the point. These ribs or flanges serve to soften the blow struck upon or by the buffer when sudden contact with any surface or substance occurs.

What I claim as my invention, and desire to secure by Letters Patent, is—

1. In an elastic buffer for chair-rocker ends, the combination, with the arms A and B, of the side guards *c*, one or both, extending from one arm to the other at the edges thereof and from the point of the juncture thereof forward, as and for the purpose specified.

2. In an elastic buffer for chair-rocker ends, the rib or ribs *d* projecting from the exterior of the extremity of the buffer, as described, and for the purpose specified.

PHILIP W. PRATT.

Witnesses:

A. S. FITCH,
M. F. CLIFTON.