
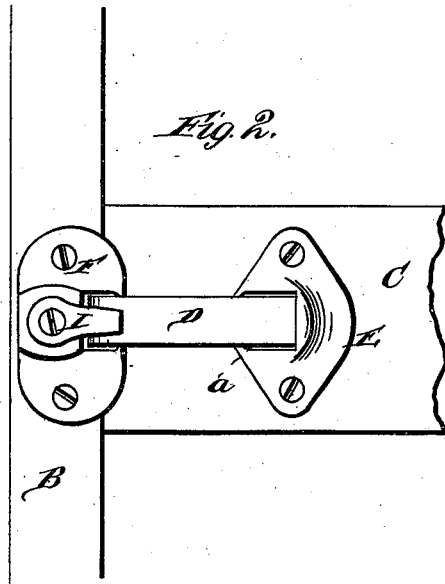
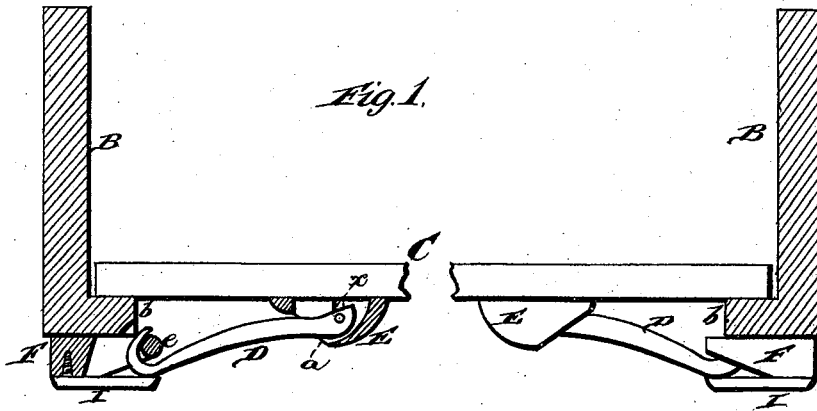


L. J. A. ROSWALL.  
Bed-Slat Couplers.

No. 207,776.

Patented Sept. 3, 1878.



WITNESSES  
*Robert Emmett*  
*Jas. J. Shreeve*

INVENTOR.  
*L. J. A. Roswall*  
By *J. Moore Smith & Co.*  
ATTORNEYS

# UNITED STATES PATENT OFFICE.

LARES J. A. ROSWALL, OF CLARENCE, MISSOURI.

## IMPROVEMENT IN BED-SLAT COUPLERS.

Specification forming part of Letters Patent No. 207,776, dated September 3, 1878; application filed July 13, 1878.

*To all whom it may concern:*

Be it known that I, LARES J. A. ROSWALL, of Clarence, in the county of Shelby and State of Missouri, have invented a new and valuable Improvement in Bed-Slat Couplers; and I do hereby declare that the following is a full, clear, and exact description of the construction and operation of the same, reference being had to the annexed drawings, making a part of this specification, and to the letters and figures of reference marked thereon.

Figure 1 of the drawings is a representation of an end-part section of my bed-slat coupler. Fig. 2 is a bottom-plan view of the same. Figs. 3 and 4 are details.

The nature of my invention consists in the construction and arrangement of a device for coupling bed-slats to the side rails of a bedstead, as will be hereinafter more fully set forth.

The annexed drawing, to which reference is made, fully illustrates my invention.

Each side rail, B, is provided with the cleat or ledge *b*, upon which the slats C rest.

Each slat C is, upon its under side, near each end, provided with a latch, D, the inner end of which is pivoted in a metal frame, E, fastened to the under side of the slat. This frame has an opening at *a*, through which the latch projects, and side grooves, *x x*, to receive pins *d d*, projecting at the inner end from opposite sides of the latch, said pins forming the pivot on which the latch turns. The outer end of the latch is formed in the shape of a hook, which is passed over a cross-bar, *e*, in a

metal plate or frame, F, secured to the under edge of the side rail; and when the latch has been raised to engage with said cross-bar a button, I, pivoted on the plate, is turned over the end of the latch to lock the same in position. By means of these devices the side rails of the bedstead are prevented from spreading apart and the slats from falling down. At the same time the slats can easily be removed at any time when required, while when in position they are held firmly in place, and cannot become accidentally detached from the bedstead. The latches may be arranged on top of the slat equally as well as underneath, in which case a frame, F, is secured to the inner side of the side-rail. This latter is especially intended where spring bed-bottoms are used, while when mattresses are laid on the slats the latches should be underneath.

What I claim as new, and desire to secure by Letters Patent, is—

The combination, with the side rails of a bedstead and the slat, of the hooked latch D, pivoted in a plate or frame, E, secured to the slat, and the frame F, secured to the rail and provided with the pivoted bottom I, substantially as and for the purpose set forth.

In testimony that I claim the above I have hereunto subscribed my name in the presence of two witnesses.

LARES JACOB ALFRED ROSWALL.

Witnesses:

WM. BIHOF,  
R. N. SHANKS.