

W. J. COPP.
Shelf for Cooking-Stoves.

No. 207,798.

Patented Sept. 10, 1878.

Fig. 1.

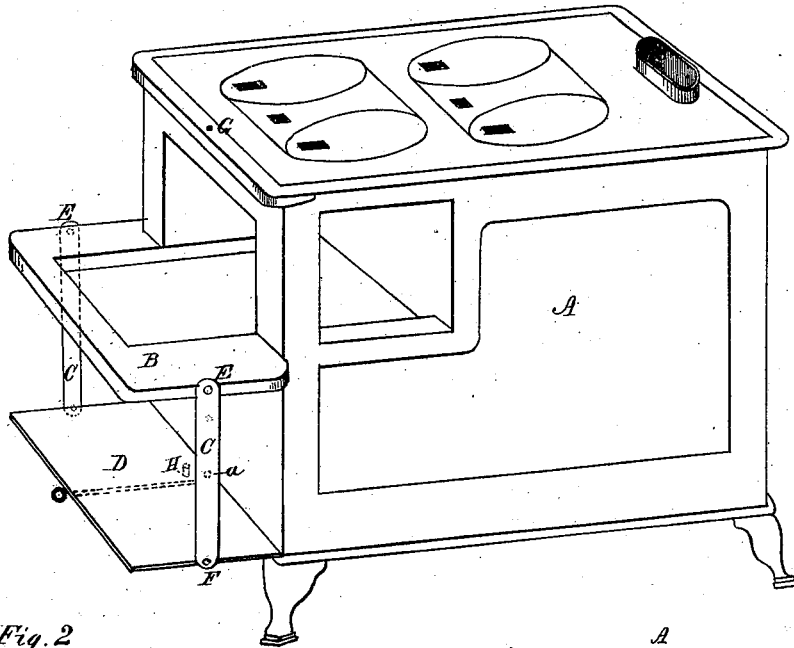


Fig. 2.

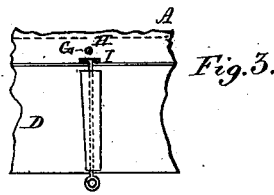
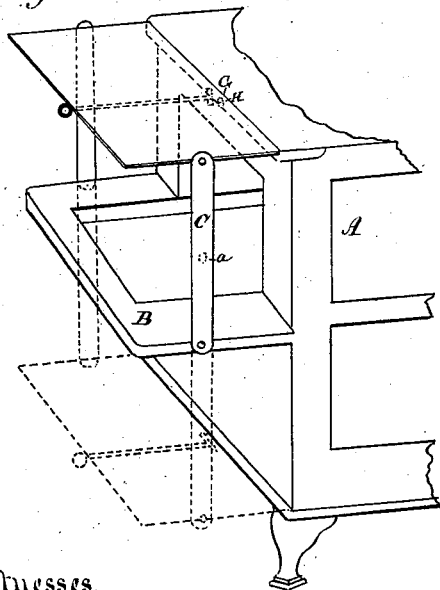
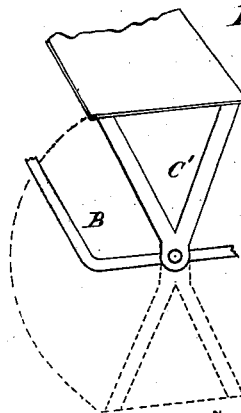


Fig. 3.

Fig. 4.



Witnesses

W. M. Leishman.
Fred Leishman.

Inventor

Wm. J. Copp
By Wm. Bruce
His atty.

UNITED STATES PATENT OFFICE.

WILLIAM J. COPP, OF HAMILTON, ONTARIO, CANADA.

IMPROVEMENT IN SHELVES FOR COOKING-STOVES.

Specification forming part of Letters Patent No. **207,798**, dated September 10, 1878; application filed March 18, 1878.

To all whom it may concern:

Be it known that I, WILLIAM JOSEPH COPP, of the city of Hamilton, in the county of Wentworth, in the Province of Ontario, in the Dominion of Canada, iron-founder, have invented a certain new and useful Improvement in Cook-Stoves; and I do hereby declare that the following is a full, clear, and exact description of the construction and operation of the same.

The invention relates to a simple and convenient shelf attachment to any style of cook-stove, such as parlor-cooks, ranges, box, or elevated-oven stoves; and it consists in a duplex or reversible shelf, pivoted by two brackets or supporting-bars to the sides of the projecting hearth, so that it can be used in a twofold character: first, as an elevated shelf (for dishing-up purposes) on a line with the top of a stove, on which it rests, and is secured thereto by any convenient fastening-catch when placed in that position; second, as a hanging shelf at the bottom of the stove, which, in that capacity, acts in the place of a warming-closet for cooking utensils, dishes, plates, &c., or cooked food dished up to be kept warm, when the oven and top of the stove would be too hot or occupied otherwise.

The said reversible shelf may be attached to the front, sides, or rear of any cooking-stove; but I prefer it at the front, as shown, as being more handy and convenient for general purposes. It may be constructed of thin cast-iron, sheet metal, or cast with open scroll-work in any ornamental pattern, and the brackets may also be ornamented in a tasteful manner.

By reference to the annexed drawings, it will be seen that Figure 1 represents a perspective view of a cooking-stove with the shelf attachment hanging from the hearth. Fig. 2 represents a front section only of a cooking-stove with the shelf reversed and secured on a line with the top of the stove. Fig. 3 represents a portion of the under side of the shelf, showing a simple catch for securing it to the top of the stove. Fig. 4 represents a portion of the shelf, showing how it may be supported by a pivoted forked bracket in lieu of the straight supporting-rod, as shown at Figs. 1 and 2.

A is a stove, which may represent a com-

mon cook-stove, a range, a parlor-cook, or an elevated-oven cook-stove. B is the hearth, to the sides of which is pivoted a supporting stud or bracket, C, connecting the hearth to the reversible shelf D. E F are the pivots securing the said parts. Fig. 1 shows the aforesaid shelf hanging from and under the hearth on a line with the bottom of the stove, in which position it is very useful. G is a small hole in the top of the stove to receive a pin, H, which is attached to the under side of the shelf D when the shelf is reversed in the position as shown at Fig. 2. I is a simple catch attached to the under side of said shelf, as shown at Fig. 3, which is made to catch on the rim of the stove-top and effectually hold it securely in position; but any other convenient equivalent device may be adopted. C', Fig. 4, shows a forked bracket, the upper end being fastened in any secure way to the shelf, and the other end pivoted to the hearth, as shown, or to the center of the supporting-bar C at the point a.

The advantages of my device for stoves, as above described, are, its movable and reversible nature, being capable of acting as a shelf on a line with the top of the stove, or on a line with the bottom of the stove, as required; its convenient position when elevated for dishing-up purposes; and its adaptability as a support for cooking utensils which may not be required immediately over the fire.

When the shelf is reversed, as shown at Fig. 1, at the bottom of the stove, it is out of the way, and makes an excellent plate-warmer, and a serviceable and convenient shelf for many other purposes, without additional cost.

Having thus described my device and its advantages, what I claim as my invention is—

The combination, with a cook-stove of any kind, of a reversible or duplex shelf, D, attached thereto in front, as shown, by bars C or brackets C', substantially as and for the purpose specified.

Dated at Hamilton, Ontario, this 7th day of March, 1878.

WILLIAM J. COPP. [L. S.]

In presence of—
WM. BRUCE,
S. MELLON.