

H. H. KINGSBURY.
Express-Box.

No. 207,969.

Patented Sept. 10, 1878.

Fig. 1.

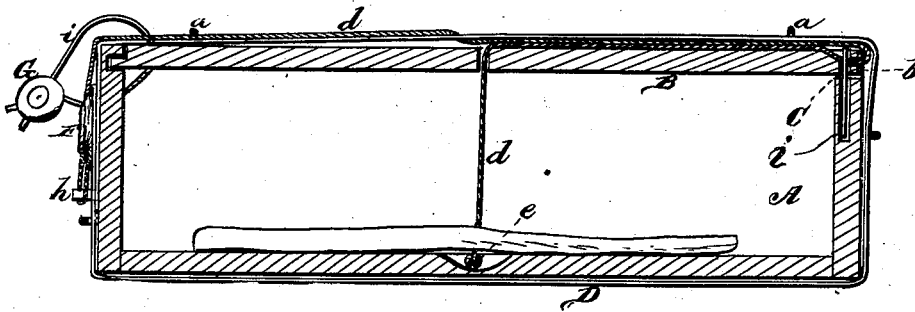


Fig. 2.

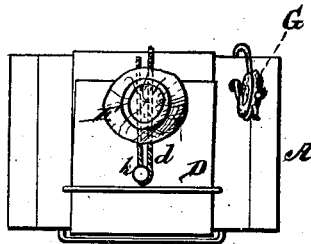
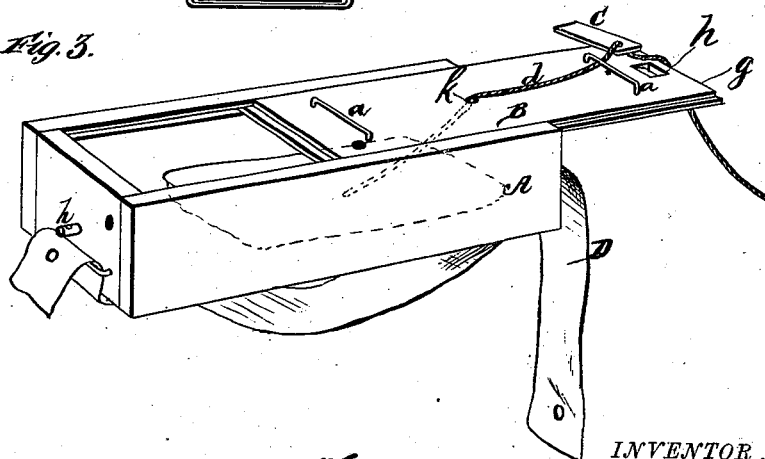


Fig. 3.



WITNESSES
Robert Everett
Eugene H. Johnson

BY

INVENTOR.
Hiram H. Kingsbury.
Gilmore, Smith & Co.
ATTORNEYS.

UNITED STATES PATENT OFFICE.

HIRAM H. KINGSBURY, OF OLNEY, ILLINOIS.

IMPROVEMENT IN EXPRESS-BOXES.

Specification forming part of Letters Patent No. **207,969**, dated September 10, 1878; application filed August 10, 1878.

To all whom it may concern:

Be it known that I, HIRAM H. KINGSBURY, of Olney, in the county of Richland and State of Illinois, have invented a new and valuable Improvement in Express-Boxes; and I do hereby declare that the following is a full, clear, and exact description of the construction and operation of the same, reference being had to the annexed drawings, making a part of this specification, and to the letters and figures of reference marked thereon.

Figure 1 of the drawings is a representation of a longitudinal central section of my express-box. Fig. 2 is an end view of the same; and Fig. 3 is a perspective view, showing the cover open.

The nature of my invention consists in the construction and arrangement of an express-box for sending money and other valuables, and in the devices for locking and sealing the same, as will be hereinafter more fully set forth.

The annexed drawings, to which reference is made, fully illustrate my invention.

A represents a box, made of any suitable material and of any desired dimensions, and provided with a sliding lid, B. On the top of the lid B are fastened two elongated staples, *a a*, and a similar staple is secured in each end of the box.

The front edge, *g*, of the lid B is provided with a metal plate, *b*, and through the front *g* of the lid is a mortise, *h*, for the passage of a metal plate, C, which passes down into a hole, *i*, made for that purpose in the front end of the box.

For fastening and sealing the box, I use the following means: One end of a cord or string or wire, *d*, is fastened to a pin, *e*, in a recess on the inside of the bottom of the box, and then passed upward through the money, if of paper, and through a hole, *k*, in the center of the lid B. The cord or wire is then passed forward to the front end of the box, where it is passed through a hole in the upper end of the plate C and through the front edge of the lid.

A band, D, is passed around the box under the elongated staples *a a*, the two ends of the

band overlapping each other at the rear end of the box. The cord or wire *d*, after being passed through the front end of the lid, is carried backward over the lid, under the band D, to about the center of the lid, where it is passed through the band and to the back end of the box outside of the band.

In the rear end of the box is fastened a pin or stud, *n*, having a hole through it. The overlapping ends of the band D are placed over the pin or stud *n*, so that the end thereof will protrude beyond the same. The cord or wire *d* is passed down through the hole in the pin *n*, and then passed upward again, and fastened by a seal, F, which fastens the ends of the band D together.

It will readily be seen that with these devices it will be almost an impossibility to open the box without the same being discovered.

The band D may be made of paper, leather, cloth, or any other suitable material, and is intended to have such notices, &c., printed thereon as the express company may desire.

G represents a metallic seal-lock, with wires *i*, which may be used as additional security, the wires being passed through the lid and one end or side of the box, as shown.

What I claim as new, and desire to secure by Letters Patent, is—

1. The combination of the box A, lid B, plate C, and a cord or wire, *d*, having one end fastened inside the box, then passing through the lid and through the plate C and front edge of the lid, and the other end fastened by a seal on the outside of the box, substantially as set forth.

2. The combination of the box A, lid B, plate C, band D, cord or wire *d*, perforated pin *n*, and seal F, all constructed and arranged substantially as and for the purpose herein set forth.

In testimony that I claim the above I have hereunto subscribed my name in the presence of two witnesses.

HIRAM H. KINGSBURY.

Witnesses:

S. B. WINSOR,
J. P. WILSON.