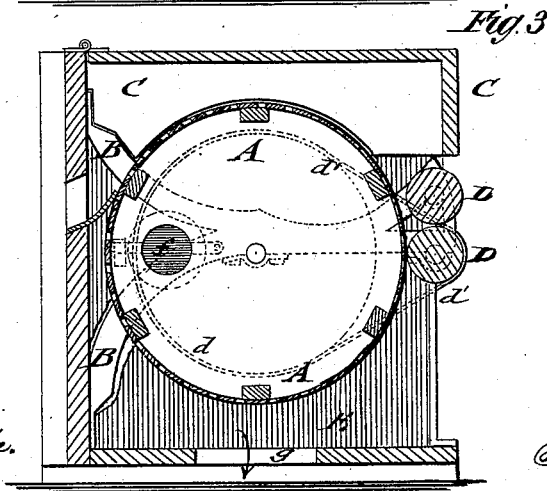
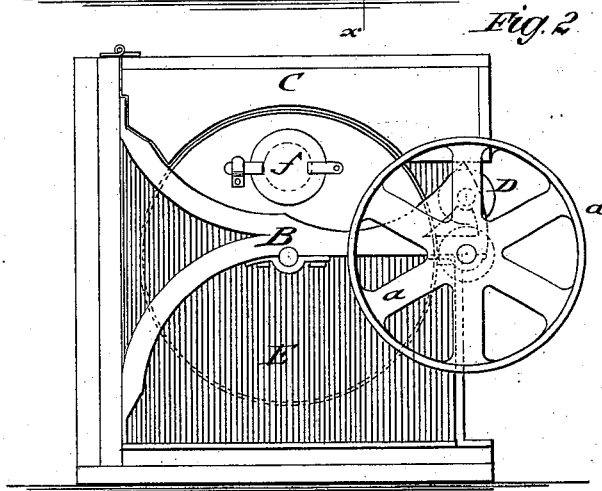
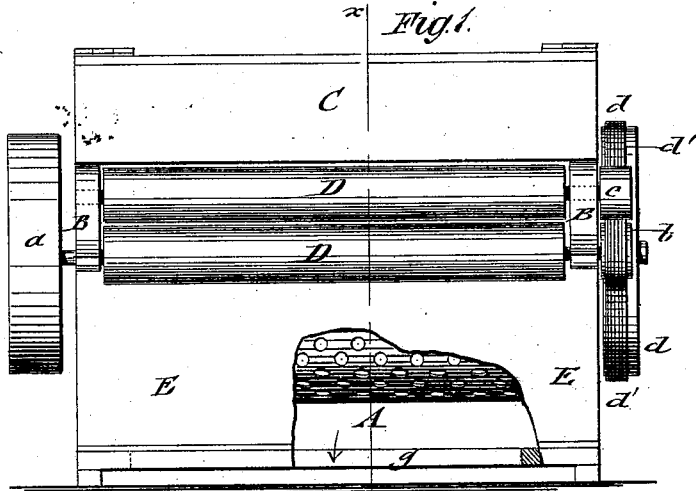


T. CAMP.
Cotton-Condenser.

No. 208,071.

Patented Sept. 17, 1878.



WITNESSES:
J. McOrtle.
C. Sedgwick.

INVENTOR:
T. Camp
BY *Munn & Co.*

ATTORNEYS.

UNITED STATES PATENT OFFICE.

THOMAS CAMP, OF COVINGTON, GEORGIA.

IMPROVEMENT IN COTTON-CONDENSERS.

Specification forming part of Letters Patent No. 208,071, dated September 17, 1873; application filed December 5, 1877.

To all whom it may concern:

Be it known that I, THOMAS CAMP, of Covington, in the county of Newton and State of Georgia, have invented a new and Improved Cotton-Condenser, of which the following is a specification:

In the accompanying drawing, Figure 1 represents a front view, Fig. 2 a side view, and Fig. 3 a vertical transverse section on line *x x*, Fig. 1, of my improved cotton-condenser.

Similar letters of reference indicate corresponding parts.

Perforated rotating cylinders and suction-fans are employed for removing dirt and other foreign substance from cotton as it is delivered from the gin; and rotating rolls have been combined with such cylinders for the purpose of condensing or compressing the fibers of the cotton, and thereby forming it into a continuous sheet or wad of nearly uniform thickness.

My invention is an improvement in this class of machines; and it consists in the construction and combination of parts, as hereinafter described and claimed.

Referring to the drawing, A is the perforated cylinder, having closed sheet-metal heads—that is to say, heads which are entire or integral, except a hole, which is closed by a hinged cover, *f*.

The cylinder has its bearings in brackets or hangers B, which are forked at their outer ends to form bearings for the condensing-rolls D D. The cotton received from the gin passes over or is carried over by the cylinder as it rotates, and is delivered to the rolls D D, by which it is compressed. In such passage the cotton is subjected to the action of a suction-blast, caused by a fan, (not shown,) so that most of the foreign substance therein is ex-

tracted and carried down through opening *g* in the bottom of the casing E.

The box or casing E has a hinged cover, C, whose ends are cut away on the lower edge on a curve coincident with the periphery of the cylinder. The upper edges of the ends of the casing E proper are also cut away on a curve coincident with the brackets B. An opening of approximately elliptical shape is thus formed in the ends of the casing, through which access may be had to the cylinder, through the opening closed by cover *f*, for removing any filth that may accumulate in the cylinder A; yet the closed or integral heads of the cylinder prevent escape through said elliptical openings of any particles of cotton while the machine is in use.

The lower roll D receives rotary motion from a belt (not shown) applied to a pulley, *a*, which is fixed thereon. Small pulleys *b c* are fixed on the opposite ends of rolls D D. A pulley, *d*, of like size with pulley *a*, is fixed on the axis of cylinder A, and a belt, *d'*, passes around pulleys *b d*, and is in contact with pulley *c*. Thus the rotation of pulley *a* imparts the desired motion to the cylinder A, and also to both rolls D, but in opposite directions.

Having thus described my invention, I claim as new and desire to secure by Letters Patent—

The cylinder A, having closed ends, provided with openings having hinged covers *f*, and the casing E C, having elliptical-shaped openings in the ends, and also side and bottom openings, in combination with the fan, as and for the purpose specified.

THOMAS CAMP.

Witnesses:

A. L. CAMP, Jr.,
JOHN S. CARROLL.