

T. V. CURTIS.
Turn-Table for Stove-Ovens.

No. 208,076.

Patented Sept. 17, 1878.

Fig. 1

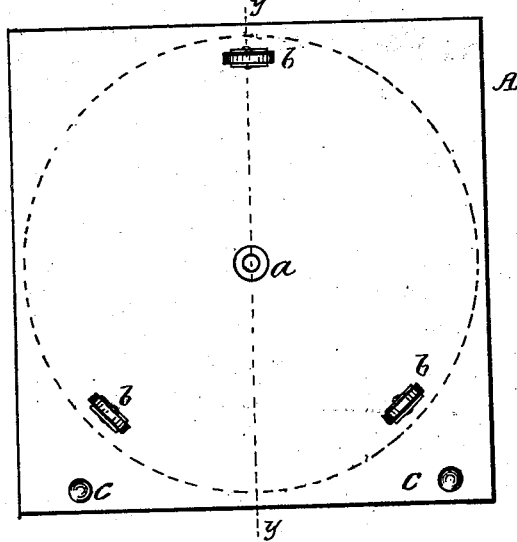


Fig. 2.

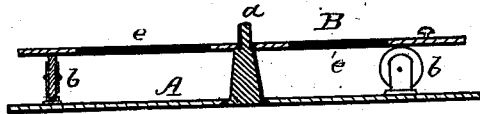
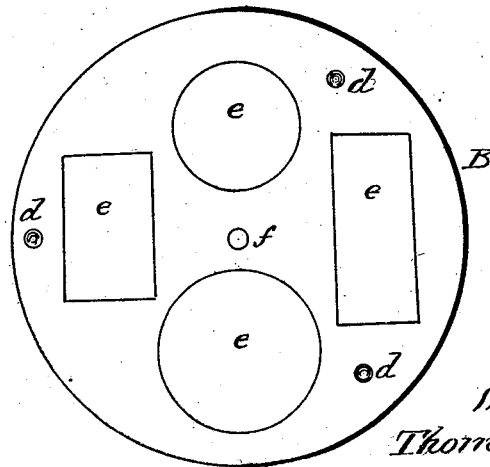


Fig. 3.



WITNESSES,
Alfordness
A. Scott

INVENTOR,
Thomas V. Curtis,
per *Chas. H. Fowler,*
Attorney.

UNITED STATES PATENT OFFICE.

THOMAS V. CURTIS, OF LEMARS, IOWA.

IMPROVEMENT IN TURN-TABLES FOR STOVE-OVENS.

Specification forming part of Letters Patent No. 208,076, dated September 17, 1878; application filed August 16, 1878.

To all whom it may concern:

Be it known that I, THOMAS V. CURTIS, of Lemars, in the county of Plymouth and State of Iowa, have invented a new and valuable Improvement in Turn-Tables for Stove-Ovens or Cooking-Ranges; and I do hereby declare that the following is a full, clear, and exact description of the construction and operation of the same, reference being had to the annexed drawings, making a part of this specification, and to the letters and figures of reference marked thereon.

Figure 1 of the drawings is a representation of a plan view of the stand for supporting the turn-table. Fig. 2 is a vertical central sectional view of the stand and turn-table. Fig. 3 is a top-plan view of the turn-table.

This invention has relation to that class of culinary devices known as "turn-tables," to be placed within an oven or cooking-range to hold and support the article or articles to be baked, and to enable the user of the stove or range to bring the article to or from the hottest part of the oven, so that the heat thereon will be regulated, and thereby insure the even baking of the article.

The object of the present invention is to construct such a device in a manner that will admit of its being readily applied to any of the ovens of stoves or cooking-ranges, and easily adjusted or handled to bring the article to be baked in the desired position or part of the oven to receive the required amount of heat, and also prevent the articles upon the turn-table, during the process of baking, from shifting or coming in contact with each other, as will be hereinafter described.

In the accompanying drawings, A represents a portable stand of any suitable metal and of the desired size and shape to fit the oven of the stove or range in which it is to be placed. The stand A has at or near its center a spindle, *a*, to support a turn-table, B, said table resting upon an annular shoulder formed around the spindle.

Two, three, or more rollers, *b*, are suitably connected to the upper side or face of the stand, and are preferably located near the outer edge thereof. These rollers may be of

any suitable size, and are raised a sufficient height above the stand to form a rest for the table B, to admit of its being easily revolved or turned upon the spindle *a*. The stand A has one or more knobs, *c*, for convenience of handling.

The turn-table B may be of circular or other desired form, and provided with knobs *d*, by which the table is conveniently rotated or adjusted by bringing against the knob a stove-cover lifter or other suitable article conveniently at hand, thereby avoiding the danger of burning the hand.

The table B is formed with a hole, *f*, for placing it over and upon the spindle *a*, and openings *e*, of any suitable size and shape, to receive the pans, plates, or other receptacles containing the articles to be baked.

I have only shown one of the turn-tables, deeming this sufficient to properly illustrate my invention; but, if desired, a number of these tables may be employed, each of which may be formed with openings of different shapes and sizes, as found necessary.

The plates or pans sit down into the openings *e*, and are thereby held stationary and prevented from shifting their position upon the table and coming in contact with each other, as would be the consequence if they merely rested upon the table; and it is essential in cooking certain articles of food that the receptacle holding them should remain stationary, and not be jarred by coming in contact with each other while the process of baking is going on.

The space between the table and stand is sufficient to prevent the lower portion or bottom of the pans or plates from coming in contact with the stand.

If desired, in place of the rollers being secured to the stand A, they may be secured to the under side of the table B, as found most convenient.

Having now fully described my invention, what I claim as new, and desire to secure by Letters Patent, is—

1. In a platform for stove-ovens, the turn-table B, provided with openings *e* to conform to the size and shape of the pans or other

receptacles containing the articles to be cooked, so that the pans or receptacles will set down in the openings, substantially as and for the purpose set forth.

2. The turn-table B, provided with openings *e*, said table being detachably connected to a portable stand, A, provided with rollers *b* and spindle *a*, substantially as and for the purpose specified.

In testimony that I claim the above I have hereunto subscribed my name in the presence of two witnesses.

THOMAS V. CURTIS.

Witnesses:

O. D. CURTIS,
A. W. DURLEY.