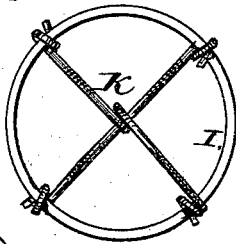
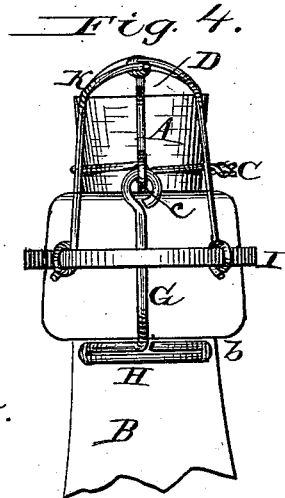
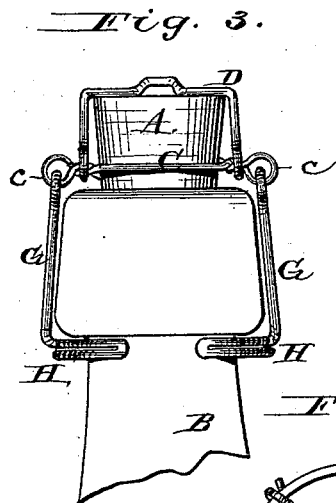
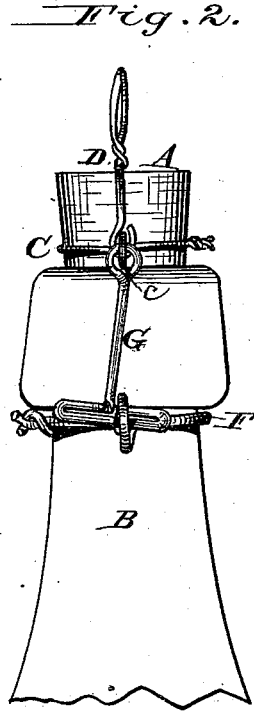
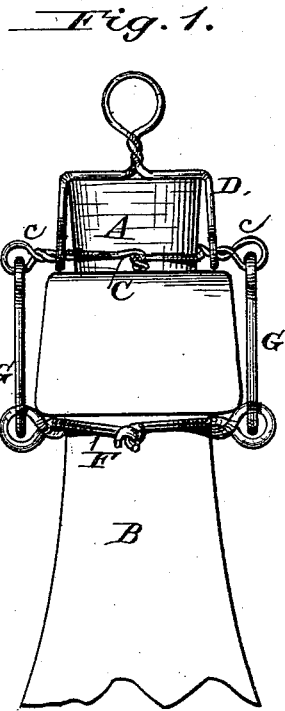


T. H. SHAHAN.
Bottle Stopper Fastener.

No. 208,205.

Patented Sept. 17, 1878.



Attest:
H. L. Perrine
J. A. Rutherford

Thos H. Shahan.
Inventor.

By James L. Norris
Atty.

UNITED STATES PATENT OFFICE.

THOMAS H. SHAHAN, OF BOSTON, MASSACHUSETTS.

IMPROVEMENT IN BOTTLE-STOPPER FASTENERS.

Specification forming part of Letters Patent No. 208,205, dated September 17, 1878; application filed August 27, 1878.

To all whom it may concern:

Be it known that I, THOMAS H. SHAHAN, of Boston, in the county of Suffolk and State of Massachusetts, have invented certain new and useful Improvements in Bottle-Stoppers, of which the following is a specification:

The object of this invention is to produce a fastening for bottle-stoppers which may be employed in connection with a stopper of ordinary construction, and which will be cheap and simple in construction and efficient in operation.

To this end the invention consists in the combination, with a bottle-stopper, of a bent wire adapted to encircle the stopper and provided with lugs on opposite sides, to which is secured a bail adapted to be brought over the stopper in order to hold it in place, the lugs serving to support or interlock with hooks or links, whereby the stopper may be secured to the bottle.

In the drawing, Figures 1 and 2 represent views of a bottle, showing my improved stopper-fastening device. Figs. 3 and 4 show a modified form thereof, and Fig. 5 is a detached top view of a device which may be used for securing the links under the shoulder or the bottle-neck, as shown in Fig. 4.

The letter A represents a stopper, which may be formed of cork, rubber, or other suitable material, and B the bottle, which is formed with the usual flange *b* around its mouth.

The letter C represents a wire bent into the form of a circle, with projecting lugs *c c* on opposite sides, and having attached to said lugs a bail, D. The said bent wire C is adapted to receive and hold the cork, which is inserted from above, the bail being turned down out of the way for the purpose, and subsequently brought back into its normal position over the cork in order to confine the same in place.

To the lugs of the bent wire C are secured depending links or hooks G, which are to be secured to a suitable device on the neck of the bottle. They may be hooked under a shoulder or flange around the mouth of the bottle, or

through eyes or loops projecting from the wire band F secured under said flange; or the band may be provided with hooks, which are adapted to lock over the lugs of the bent wire C, and thus secure the stopper in the bottle.

In the modification shown in Figs. 3 and 4 the loops of the wire C have secured to them dependent wire links G, bent at their lower ends into segments H, adapted to embrace the neck of the bottle and engage under the flange below the mouth of the same.

The letter I represents a ring adapted to be slipped over the mouth of the bottle and the fastening devices of the stopper, so as to encircle the links and hold the segments on the ends of the same under the flange at the mouth of the bottle. To said ring are secured the ends of two bent wires, extending upwardly, forming a cage, K, which embraces the stopper and prevents the ring or annulus from slipping down on the neck of the bottle and off of the links which hold the stopper in place.

The fastening device as above constructed, it will be perceived, is extremely simple, and can be applied to a stopper of any ordinary construction, thus obviating the employment of a stopper of special construction, which is a material item of expense.

What I claim is—

The combination, with the stopper of a bottle, of a band, C, encircling the stopper and constructed with lugs *c c*, a bail, D, jointed to said lugs and adapted to swing over the top of the stopper for retaining it in place, and depending links connected with the encircling-band of the stopper, and constructed to engage a device on the neck of the bottle, all substantially as and for the purpose described.

In testimony that I claim the foregoing I have hereunto set my hand in the presence of the subscribing witnesses.

THOS. H. SHAHAN.

Witnesses:

JAMES L. NORRIS,
JAS. A. RUTHERFORD.