

W. HEYENGA.
Tobacco Pipe-Cover.

No. 208,596.

Patented Oct. 1, 1878.

Fig. 1.

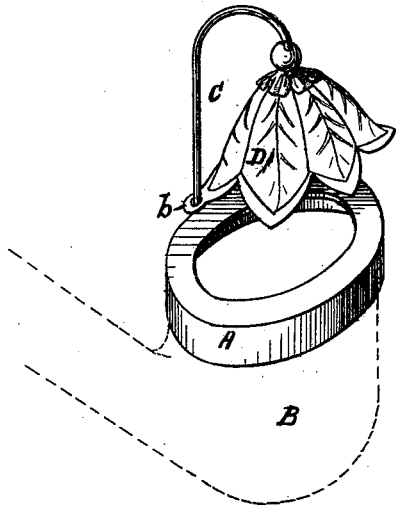


Fig. 2.

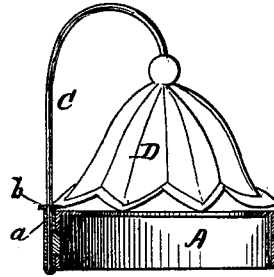
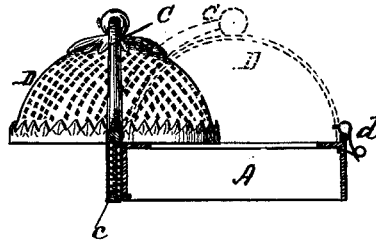


Fig. 3.



Witnesses:
M. Sengier
D. P. Lomb

William Heyenga
Inventor:
W. Sailer
by his attorney

UNITED STATES PATENT OFFICE.

WILLIAM HEYENGA, OF NEW YORK, N. Y.

IMPROVEMENT IN TOBACCO-PIPE COVERS.

Specification forming part of Letters Patent No. **208,596**, dated October 1, 1878; application filed August 22, 1878.

To all whom it may concern:

Be it known that I, WILLIAM HEYENGA, of New York, in the county of New York and State of New York, have invented certain new and useful Improvements in Covers for Tobacco-Pipes; and I do hereby declare that the following is a full, clear, and exact description thereof, which will enable others skilled in the art to which it appertains to make and use the same, reference being had to the accompanying drawings, and to letters of reference marked thereon, which form a part of this specification.

My invention is directed to a novel arrangement of the cover used to close the mouth of the bowl of a tobacco-pipe. Heretofore such covers, when used at all, have been hinged to one side of the bowl, to swing up and down to and from the mouth of the bowl. This arrangement has been found troublesome and defective on several accounts. The cover, at the best, is not secure, nor can it always be conveniently handled. To hold it down it requires a catch or latch of some kind, and it is often difficult to close or open it.

Under my invention these and other defects are remedied. I cause the cover to swing laterally and in a horizontal plane only; and to this end I attach it centrally at the top to the curved overhanging end of a standard, which is supported and adapted to turn in a vertical sleeve or bearing attached to the outside of the metallic rim that usually surmounts the mouth of the bowl. This sleeve or bearing has considerable length, with a view to preventing the standard from any tilting movement which would tend to lift or raise the cover. In this way the cover is adapted to have the swinging horizontal movement specified.

With the standard may be combined a spring, which normally holds the cover to one side of the mouth of the bowl. The movement of the cover to a position over the bowl is against the stress of the spring, so that when the cover is released from that position it will at once spring back to its original position, to one side of the bowl.

The manner in which my invention is to be carried into effect will be understood by

reference to the accompanying drawing, in which—

Figure 1 is a perspective view of the rim, standard, and cover under their preferred arrangement and construction. Fig. 2 is a sectional elevation of the part shown in Fig. 1. Fig. 3 is a sectional elevation of a modified arrangement of the cover.

A is the metallic rim, whose position on the bowl of the pipe B is indicated in Fig. 1. To one side of the rim is fixed the elongated vertical sleeve or bearing *a*, which receives and supports the lower portion of the standard C. This bearing is elongated, as shown, so as to receive such a length of standard as will prevent liability of the standard tipping or tilting or moving in any other way than on its axis.

The cover D, in Figs. 1 and 2, has the form of a flower, which hangs from the curved overhanging end of the standard, with the tips of its petals touching the rim. The cover, at its top, is connected centrally to the standard, and is further braced by connection with the standard at a point lower down, as indicated at *b*, which is a horizontal strip extending from the lower edge of the cover, and perforated to fit closely the standard, that passes through it at that point. The cover is thus braced both centrally at its top and also at its lower edge, having two several points of connection with the standard. The standard is held in the sleeve *a*, between the strip *b* and its own upset lower end, which protrudes from the lower end of the sleeve. The intervals between the several petals of the cover constitute in this case the spaces through which air is supplied to the bowl.

If desired, the standard within the sleeve or bearing *a* can be reduced in size and be surrounded by a spiral ring, having one end fixed to the standard and one end to the sleeve or rim, in such manner that the spring normally holds the cover swung to one side of the bowl. Such an arrangement is shown in Fig. 3, where *c* is the spiral spring, having one of its ends attached to the standard and the other to the sleeve or rim. This spring normally holds the cover to one side of the mouth of the bowl, as indicated in full lines. When the cover is

brought around to cover the mouth, as indicated in dotted lines, the spring is brought under stress, and consequently the cover will require a suitable catch, *d*, to hold it in that position. When the catch is pressed to release the cover the latter will, by the spring, be caused to at once swing back to its original position.

One decided advantage possessed by my improved cover is, that there is not that liability to come off or to become detached which is noticeable in the ordinary hinged cover, whose rivet or pivot-pin so often becomes loose and drops from the pipe, thus disconnecting the cover from the pipe.

Having described my improvement in tobacco-pipes, what I claim, and desire to secure by Letters Patent, is—

1. The combination of the pipe-rim and the cover with the standard, supported to turn in

an elongated vertical sleeve or bearing on the rim, and formed with an overhanging end, attached centrally to the top of the cover, as shown and described.

2. The pipe-rim, the vertical sleeve or bearing thereon, and the standard, supported and adapted to turn in said sleeve, in combination with the cover, connected centrally at its top to the overhanging end of the standard, and formed or provided at its lower edge with a strip which is attached to the standard and serves to brace the cover, as set forth.

In testimony that I claim the foregoing as my own I hereunto affix my signature in presence of two witnesses.

WILLIAM HEYENGA.

Witnesses:

WILLIAM V. A. POE,
GEORGE W. FRENCH.