

E. F. NEWKIRK.  
 Detachable Book-Covers.  
 No. 208,689. Patented Oct. 8, 1878.

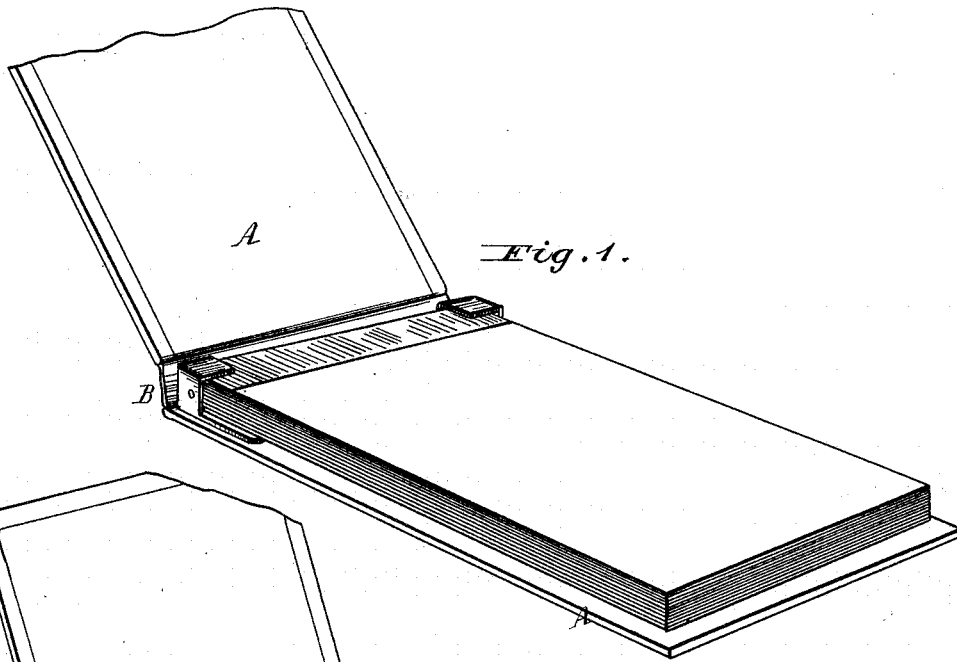


Fig. 1.

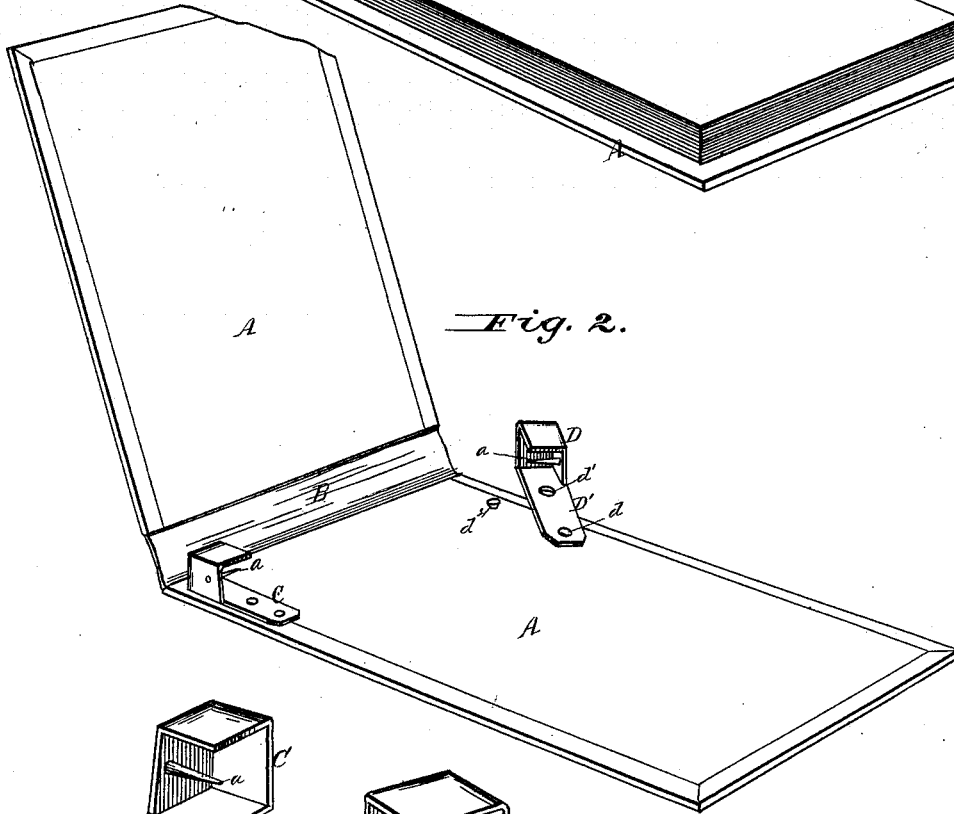


Fig. 2.

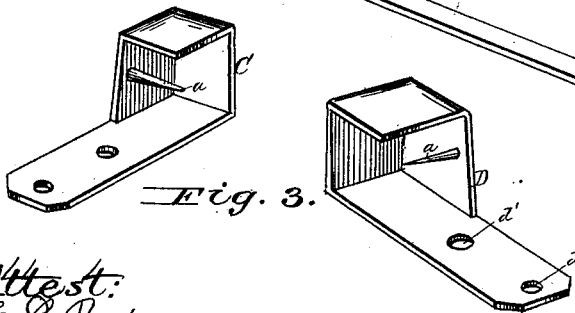


Fig. 3.

Attest:  
 H. S. Presine.  
 Chas. A. Meale

Inventor.  
 Edward F. Newkirk  
 By: *[Signature]* Atty.

# UNITED STATES PATENT OFFICE.

EDWARD F. NEWKIRK, OF NEWARK, OHIO.

## IMPROVEMENT IN DETACHABLE BOOK-COVERS.

Specification forming part of Letters Patent No. 208,689, dated October 8, 1878; application filed March 15, 1878.

### *To all whom it may concern:*

Be it known that I, EDWARD F. NEWKIRK, of Newark, in the county of Licking and State of Ohio, have invented a new and useful Improvement in Detachable Covers for Memorandum-Books, of which the following is a full, clear, and exact description.

This invention relates to detachable covers for memorandum-books, writing-tablets, and the like, the leaves of which are at one end or side permanently connected together by a regular backing.

My invention consists in providing one of the flaps of the cover with two sockets on opposite edges, for the reception and retention of the bound back of the memorandum-book or tablet, each of the sockets being constructed with a fixed inwardly-projecting needle-pointed pin to enter between the bound leaves, and one of them being pivoted or made laterally adjustable, so that it can be swung out of the way when it becomes necessary to insert or remove a tablet or book.

The swinging or adjustable socket is constructed to catch or lock onto a detent when in position around the corner of the book.

In the accompanying drawings, Figure 1 is a perspective view of my improved detachable cover, with the front flap thereof thrown up to show the tablet contained therein. Fig. 2 is a similar perspective view of the cover, but without the tablet, and showing the adjustable socket swung outwardly to admit of the insertion of a tablet or book. Fig. 3 illustrates the holding-sockets in perspective.

The same letters of reference indicate like parts in all the figures.

The flaps A of the cover may be made of any suitable material and connected together by a flexible back, B, in the usual manner.

C and D refer to the respective sockets for securing the book or tablet to the cover. These sockets are preferably made of sheet metal, in the form best shown in Fig. 3, the base-plate being elongated to afford a long bearing for firmly securing them to one of the flaps of the cover. In the example shown they are located near the flexible back B and at opposite edges of the back flap of the cover.

Each socket has a needle-pointed inwardly and laterally-projecting fixed pin *a*, adapted to enter between the bound leaves of the book or tablet.

Socket C is permanently and rigidly secured, but socket D is so connected to the flap that it may be moved to one side in an outward direction, at least so far as to permit of the lateral insertion of the book or tablet in socket C. To this end it is here shown as pivoted, at *d*, near the extreme end of its elongated base-plate D', and as provided with a hole, *d*<sup>1</sup>, therein, adapted to engage a stud, *d*<sup>2</sup>, on the flap of the cover when it is swung around to clasp the corner of the book or tablet after the lateral insertion of the same in socket C.

The stud *d*<sup>2</sup> projects only slightly from the flap, and the base-plate D' of socket D is made somewhat elastic, so that it can be bent up slightly to spring it over the said stud, or to disengage it therefrom, as the case may be.

It will be observed that the sockets surround the corners of the back of the book or tablet, and that the needle-pointed pins will prevent the endwise withdrawal thereof.

To hold tablets from which the leaves are successively torn, the tablets must be perforated near the back, so that stubs will remain with the backing, by which the tablet may be retained until all its leaves have been used up.

It is clear that the adjustable socket can be mounted in quite a different manner from that I have shown and described without departing from the principle of my invention.

What I claim as my invention, and desire to secure by Letters Patent, is—

1. A detachable cover for memorandum-books, writing-tablets, and the like, one flap of which is provided with a pair of sockets, having inwardly-projecting needle-pointed pins, one of the sockets being laterally shiftable, substantially as and for the purpose specified.

2. The combination, substantially as specified, with one of the flaps of a detachable cover for memorandum-books, writing-tablets, and the like, of a fixed socket having an inwardly-projecting needle-pointed pin, a similarly-constructed pivoted socket, and a stud for locking said pivoted socket.

In testimony whereof I have signed my name to the foregoing specification in the presence of two subscribing witnesses.

EDWARD F. NEWKIRK.

Witnesses:

JONATHAN REES,  
HENRY D. WOODBRIDGE.