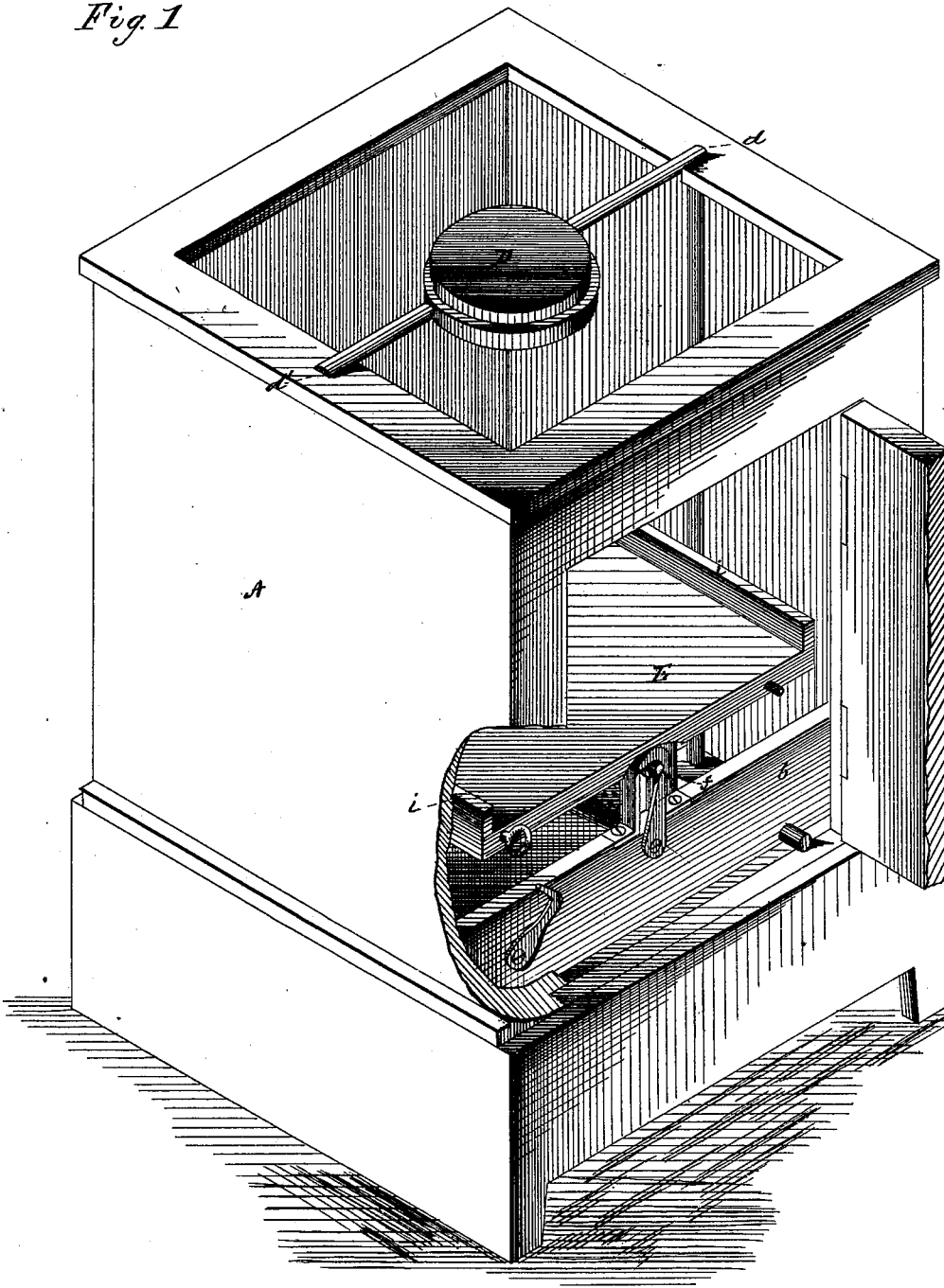


D. DESHON.  
Portable Shower-Bath.

No. 208,720.

Patented Oct. 8, 1878.

*Fig. 1*



WITNESSES  
*Bertram Jevely*  
*R. K. Evans*

By *Attorneys*

INVENTOR  
*Danl. Deshon*  
*A. H. Evans & Co.*

D. DESHON.  
Portable Shower-Bath.

No. 208,720.

Patented Oct. 8, 1878.

Fig. 2.

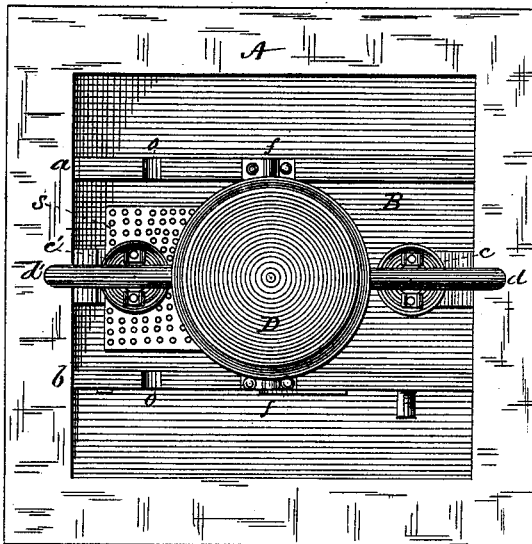


Fig. 3.

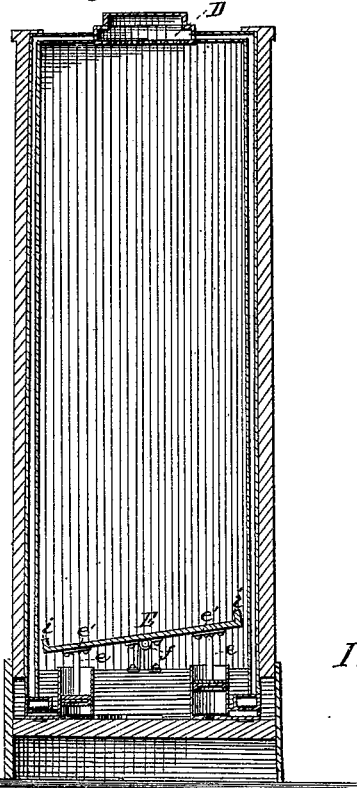
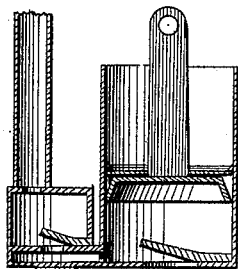


Fig. 4.



Witnesses.  
Bartram Jewell  
R. H. Evans

Inventor.  
Paul. Deshon  
per attys.  
A. H. Evans & Co.

# UNITED STATES PATENT OFFICE.

DANIEL DESHON, OF BUCYRUS, OHIO, ASSIGNOR OF ONE-HALF HIS RIGHT  
TO FREDERICK W. MADER.

## IMPROVEMENT IN PORTABLE SHOWER-BATHS.

Specification forming part of Letters Patent No. 208,720, dated October 8, 1878; application filed  
September 6, 1878.

*To all whom it may concern:*

Be it known that I, DANIEL DESHON, of Bucyrus, in the State of Ohio, have invented a new and Improved Portable Shower-Bath; and I do hereby declare the following to be a full, clear, and exact description of the same, reference being had to the accompanying drawings, making part of this specification, in which—

Figure 1 is a perspective view of the bath, with a portion of the casing broken away to show the interior. Fig. 2 is a plan view with the oscillating platform removed. Fig. 3 is a vertical cross-section. Fig. 4 is a sectional elevation of the pump.

The object of my invention is to provide a portable shower-bath in which the water can be reused or not, as the bather may desire; and my invention consists in a frame-work having a water-tank at the bottom, divided in three compartments by means of partitions, and having communicating openings, there being located in the tank two small force-pumps, operated by means of a tilting platform, which force water up into a perforated reservoir, from which it descends upon the bather.

In order that those skilled in the art may make and use my invention, I will proceed to describe the manner in which I have carried it out.

In the said drawings, A is a water-tight tank, divided into three compartments by means of partitions *a b*. In the central compartment, B, are two force-pumps, *c c'*, connected with pipes *d d'*, which convey the water to the central perforated reservoir D, from which it falls on the bather. The force-pumps have pistons, and the piston-rods *e e* are journaled to pins *e' e'* at the ends of a tilting platform, E, which rests on central supports *f f'*, fastened to partitions *a b*. On this platform E the bather

stands, and by throwing his weight alternately on one end and then on the other the force-pumps are worked and the water pumped up.

At the bottom of the tank partitions *a* and *b* are provided with openings *o o*, which, when open, allow the water to flow freely from one compartment to the other; but when closed by corks or otherwise all communication is cut off. When the bather desires to reuse the water, the openings *o o* are left open, and the water flows freely from compartment to compartment. If it is desired not to reuse the water, the openings *o o* are closed and the central compartment, B, is only filled, and as the water descends on the tilting platform two cleats, *i i'*, along each end of the platform, direct the water into the side compartments, where it remains. Around and over the valve-seats of the pumps I fasten a wire-netting or other sieve, *s*, to keep out all obstructions from the cylinders.

Having thus described my invention, what I claim as new, and desire to secure by Letters Patent, is—

1. The tilting platform E, provided with pins *e' e'* and cleats *i i'*, in combination with the water-tank A, pumps *c c'*, pipes *d d'*, and reservoir D, all constructed and operated substantially as set forth.

2. The water-tank A, divided into compartments by means of partitions *a b*, provided with openings *o o*, in combination with the tilting platform E, provided with cleats *i i'*, whereby the bather can reuse the water or not, at will, substantially as set forth.

DANIEL DESHON.

Witnesses:

S. R. HARRIS,  
WM. TROUNSTINE.