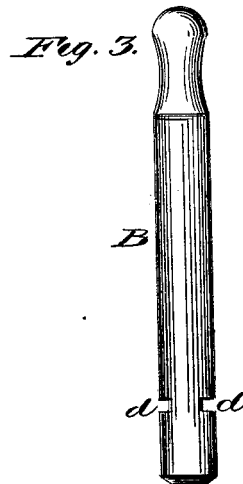
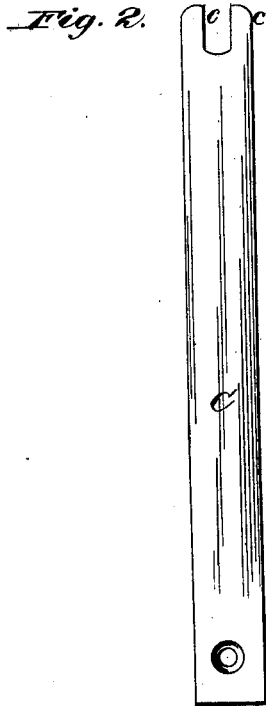
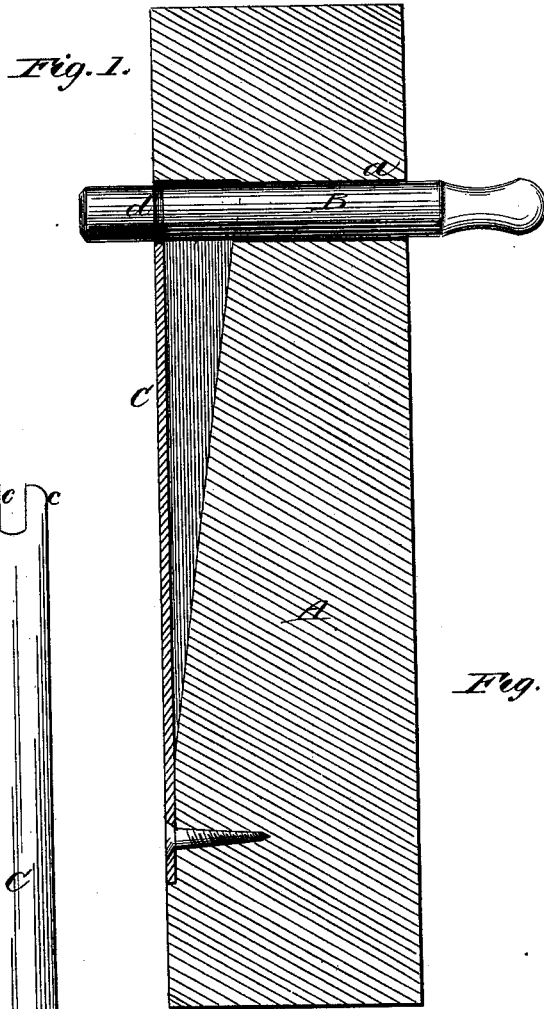


B. B. HUGHES.
Sash-Fastener.

No. 208,821.

Patented Oct. 8, 1878.



witnesses
A. G. Dutcher
Augustus H. ...

Inventor
Benjamin B. Hughes
by Louis Bagger
his attorney

UNITED STATES PATENT OFFICE.

BENJAMIN B. HUGHES, OF PORTAGE, WISCONSIN.

IMPROVEMENT IN SASH-FASTENERS.

Specification forming part of Letters Patent No. **208,821**, dated October 8, 1878; application filed July 22, 1878.

To all whom it may concern:

Be it known that I, BENJAMIN B. HUGHES, of Portage, in the county of Columbia and State of Wisconsin, have invented certain new and useful Improvements in Sash-Bolts; and I do hereby declare that the following is a full, clear, and exact description thereof, which will enable others skilled in the art to which it appertains to make and use the same, reference being had to the accompanying drawings, which form a part of this specification, and in which—

Figure 1 is a sectional elevation of my improved sash-holding bolt, and Figs. 2 and 3 are detail views of the same.

Corresponding parts in the several figures are denoted by like letters.

This invention relates to certain improvements in sash-holding bolts or fasteners for windows, and is characteristic for its simplicity, effectiveness, and durability; and it consists in the employment, in connection with a bifurcated plate-spring, of a bolt having lateral notches to receive the prongs of the bifurcated portion of the spring, beyond which lateral notches of the bolt toward its inner end the bolt serves to hold the sash or window, substantially as hereinafter more fully set forth.

In the drawing, A refers to a portion of the window frame or sash, through which is made or bored a hole, *a*, extending through said sash in a line about parallel with the surface of the window-panes. B is the bolt inserted in said hole *a* in the sash, with one end provided with a head or knob for convenience in grasping and operating it, and the other end projecting therefrom and entering any one of a series of apertures in the frame within which the sash moves and is held.

C is a flat spring, made preferably of the best spring metal or steel, fitting within a mortise in the sash A, to which it is fastened at one end by a screw or other suitable means. Its upper end, it being arranged perpendicu-

larly, is bifurcated or provided with arms *c c*, which enter lateral notches or recesses *d d*, cut or otherwise formed in the bolt B, to connect the spring and bolt detachably together.

By pulling the bolt outwardly its inner end will be retracted from the window-frame, or rather from the coincident aperture therein, the spring yielding with the direction in which the bolt is pulled, when the sash or window can be raised or lowered, as may be required, and held at the desired point by the springing of the bolt into the proper aperture or by the holding of the bolt and allowing it when released to spring into the aperture that will suit the height to which it is desired to raise the window. In lowering the window it may be likewise held at any desired point below by similarly operating the bolt. When completely down, the window is locked in position by the bolt and its spring.

My invention, it will be discovered from the foregoing, dispenses with the use of coiled-wire springs, cams, &c., and is cheap, simple, durable, and effective, and easy to make and apply to the sash or window.

Having thus described my invention, I claim and desire to secure by Letters Patent of the United States—

The sash-fastener consisting of the bolt B, provided a short distance from its inner end, or that end next to the sash, with lateral notches *d d*, to enable the bolt from said notches toward said end of bolt to form a means for supporting the sash, in combination with the flat or plate spring C, bifurcated at its upper end, as at *c c*, to embrace the notched portion of the bolt B, substantially as shown and described, for the purpose set forth.

In testimony that I claim the foregoing as my own I have hereto affixed my signature in presence of two witnesses.

BENJAMIN B. HUGHES.

Witnesses:

ALBERT CHASE,
GEO. C. JACKSON.