

W. WENDES, A. VOGT & R. RICHTER.  
 Devices for Splitting Cigar-Ends.

No. 208,871.

Patented Oct. 8, 1878.

Fig. 1.

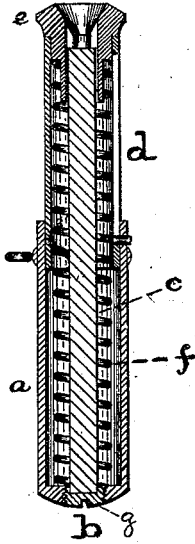
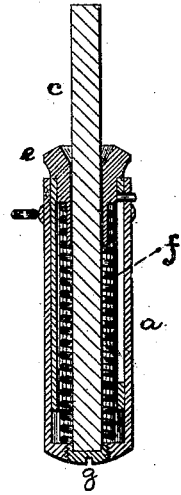


Fig. 2.



Figs.

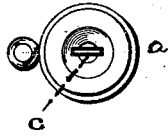


Fig. 4.

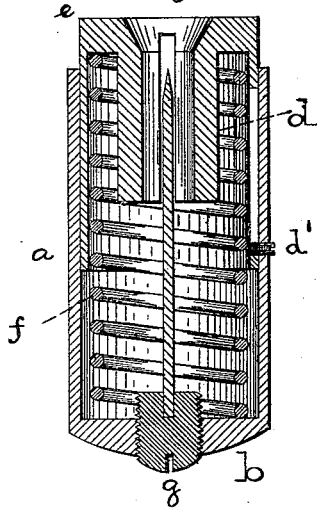
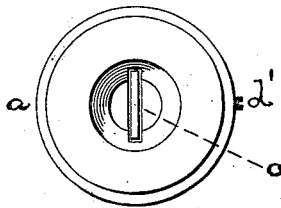


Fig. 5.



Witnesses:

No. P. Grant,

*W. F. Fischer*

Inventors:

*W. Wendes,  
 A. Vogt,  
 R. Richter,*

by

*John A. Diederichsen*

ATTORNEY.

# UNITED STATES PATENT OFFICE.

WILHELM WENDES, AUGUST VOGT, AND RUDOLPH RICHTER, OF GREIFFENBERG, SILESIA, GERMANY.

## IMPROVEMENT IN DEVICES FOR SPLITTING CIGAR ENDS.

Specification forming part of Letters Patent No. **208,871**, dated October 8, 1878; application filed April 12, 1878.

*To all whom it may concern:*

Be it known that we, WILHELM WENDES, AUGUST VOGT, and RUDOLPH RICHTER, of Greiffenberg, Silesia, Empire of Germany, have invented a new and useful Improvement in Cigar-Splitters, which improvement is fully set forth in the following specification and accompanying drawings, in which—

Figures 1, 2, and 4 are central longitudinal sections of cigar-splitters (of different sizes) embodying our invention. Fig. 3 is a top view of Figs. 1 and 2. Fig. 5 is a top view of Fig. 4.

Similar letters of reference indicate corresponding parts in the several figures.

Our invention consists of two tubes fitted telescopically one within the other, and extended by means of a spring, in combination with a knife secured by a screw to the bottom of the lower tube, which knife is inclosed when the parts are in their normal position, and projected through the upper tube, so as to cut or split a cigar applied to the mouth-piece of said tube when the tubes are, as it were, contracted.

Referring to the drawings, *a* represents the lower tube, provided with a bottom, *b*, from which rises a blade or knife, *c*, secured thereto. *d* represents the upper tube, inclosed within or inclosing the tube *a* telescopically, the two tubes being held in extended positions by means of a spring, *f*, which rests on the bottom *b* and is secured to a proper portion of the tube *d*. The outer end of the tube *d* has secured or formed with it a mouth-piece, *e*, having a conical-shaped orifice, and also a slit or opening, into which the outer edge of the blade *c* enters, said slit acting as a guide for

the blade. *g* represents a screw, which is fitted to the bottom *b* of the tube *a*, and to said screw the knife *c* is secured, whereby the knife may be properly adjusted within the tube and removed therefrom, for purpose of sharpening, &c.

The extent of expansion and contraction of the two tubes will be limited by a screw or pin, *d'*, secured to one tube and projecting into a longitudinal slot in the other tube.

It will be seen that when a cigar is applied to the mouth-piece and the length of the two-part tube is contracted the knife is projected beyond or emerges from said mouth-piece, so as to enter the cigar, and thus form an opening preparatory to smoking. After the cigar is removed the spring *f* causes the tubes to expand or assume their normal positions, and the knife is inclosed, so as to be protected and prevented from injuring the party carrying the implement.

Having thus described our invention, what we claim as new, and desire to secure by Letters Patent, is—

In a cigar-splitter consisting of the telescopic tubes *a d*, knife *c*, mouth-piece *e*, and spring *f*, the knife-supporting screw *g*, substantially as and for the purpose set forth.

The above specification signed by us.

WILHELM WENDES.  
AUGUST VOGT.  
RUDOLPH RICHTER.

Witnesses:

PAUL MARTIKKE,  
OSWALD SCHMIDT.