

S. CROMER.  
Hood for Cooking-Stoves.

No. 208,891.

Patented Oct. 15, 1878.

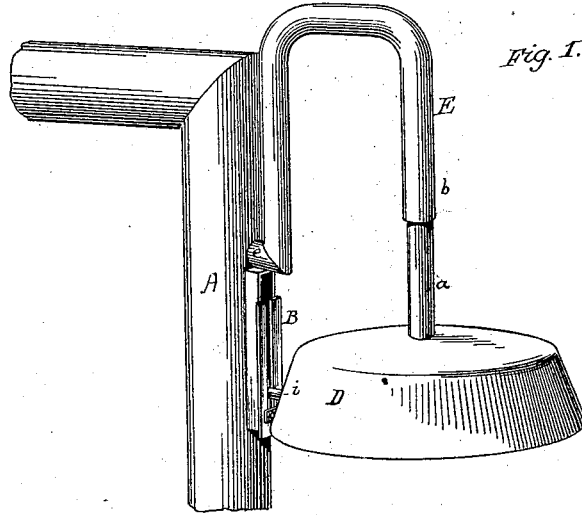


Fig. 1.

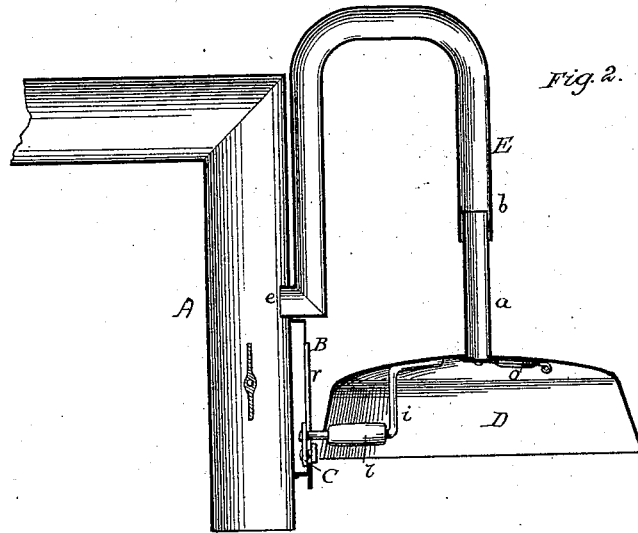


Fig. 2.

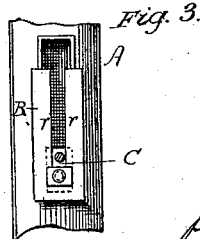


Fig. 3.

WITNESSES:

C. Clarence Poole

W. H. Morsell.

INVENTOR:

Samuel Cromer

per Atty

A. H. Evans & Co

# UNITED STATES PATENT OFFICE.

SAMUEL CROMER, OF FORT LITTLETON, PENNSYLVANIA.

## IMPROVEMENT IN HOODS FOR COOKING-STOVES.

Specification forming part of Letters Patent No. **208,891**, dated October 15, 1878; application filed March 27, 1878.

*To all whom it may concern:*

Be it known that I, SAMUEL CROMER, of Fort Littleton, Fulton County, Pennsylvania, have invented a new and Improved Adjustable Hood to go over Cooking-Stoves, to carry off the odors from cooking food; and I hereby declare the following to be a full, clear, and exact description thereof, reference being had to the accompanying drawings, making part of this specification, in which—

Figure 1 is a perspective view. Fig. 2 is a vertical cross-section. Fig. 3 is a detail.

The object of my invention is to prevent the odors from food cooking on stoves passing into the kitchen and thence into the dwelling; and it consists in an adjustable hood moving in guides attached to the stove-pipe, and having a central pipe opening into its top and communicating with the stove-pipe, said hood-pipe being adjustable in length by means of a telescopic section.

In order that those skilled in the art may make and use my invention, I will proceed to describe the manner in which I have carried it out.

In the said drawings, A is the stove-pipe, having fastened to it a ribbed way, B, in which slides a key, C, (see Fig. 3,) which sustains an inverted dish-shaped hood, D, which projects over the cooking-stove. The hood has at its center a pipe, E, which, passing up and then downward, as an inverted U, connects with

the main stove-pipe at *e*. The portion of the pipe *a* attached to the hood telescopes into section *b*, so as to allow the hood to be raised and lowered.

The key C is on the end of a rod, *i*, which projects down from the top of the hood, and being bent at right angles passes through a notch or opening in the side of the hood. Between the rectangular bend in rod *i* and the key C is a non-conducting handle, *l*, by which to raise or lower the hood. Within the hood is a damper, *o*, by which the opening to pipe E can be closed if desired.

When the hood is raised to any desired position the weight of the hood throws slightly forward the upper inside edge of key C, and slightly to the rear the lower outside edge. This crimps the ribs *r* of way B between said edges, and holds the hood in any desired position.

Having thus described my invention, what I claim as new, and desire to secure by Letters Patent, is—

The stove-pipe A, provided with the ribbed way B, in combination with hood D, rod *i*, key C, and adjustable telescopic pipe *a b*, all constructed, arranged, and operated as set forth.

SAMUEL CROMER.

Witnesses:

D. K. BARE,  
JACOB E. BARE.