

A. J. LATTIN.
Spring-Bed.

No. 208,979.

Patented Oct. 15, 1878.

Fig. 1

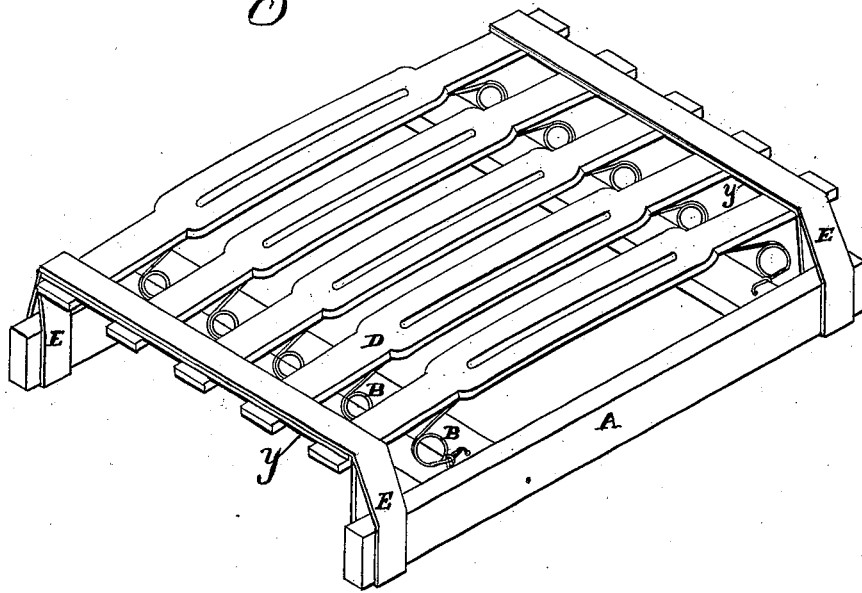


Fig. 3.

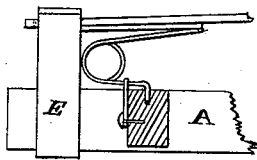
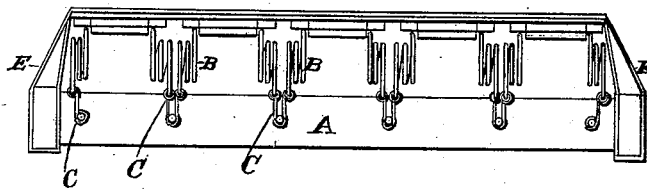


Fig. 2.



WITNESSES

Geo. L. Boone
Geo. H. Strong

INVENTOR

Ambrose J. Lattin
by Dewey & Co.
Attys.

UNITED STATES PATENT OFFICE.

AMBROSE J. LATTIN, OF SAN FRANCISCO, CALIFORNIA.

IMPROVEMENT IN SPRING-BEDS.

Specification forming part of Letters Patent No. **208,979**, dated October 15, 1878; application filed February 5, 1878.

To all whom it may concern:

Be it known that I, AMBROSE J. LATTIN, of the city and county of San Francisco, State of California, have invented an Improvement in Spring Bed-Bottoms; and I do hereby declare the following to be a full, clear, and exact description thereof, reference being had to the accompanying drawings.

My invention relates to certain improvements in the construction of slat-spring beds, being especially applicable to my bed patented December 5, 1876; and it consists in a series of independent slats, each mounted on two coiled springs set on a suitable frame, in combination with cross-bars at each end, which bear down on and depress the ends of the slats, said bars being held down by means of flexible loops attached to the side bars of the frame, as will be more fully described by reference to the accompanying drawings, in which—

Figure 1 is a perspective view of the bed-bottom. Fig. 2 is an end view. Fig. 3 is sectional view.

A is a frame, having stout cross-bars at either end, to which the lower ends of the coil-springs B B are secured, first, by hooking the ends of the uncoiled portion into holes in the wood of the cross-bars; second, by double-eyed loops C C, secured by screws or nails driven into the edges of the cross-bars. The loops for the end springs have but one eye, through which the wire of the springs are run and then hooked into the wood of the cross-bars; but all of the other loops are double, having two eyes, for the purpose of holding two adjacent springs. These loops are made of wire, and when the springs are passed beneath them they are bent around, so as to clasp the wire of the spring firmly, and this prevents squeaking, which a simple hook would not do. This construction gives a fastening at right angles with the strain upon the spring, so that it can not be readily loosened.

The spring is strained forward and its bight is hooked into a slot formed beneath the slat D, as in my previous patent. Across the ends of the slats bars Y Y are placed, and held in position by straps that form loops at their ends. These loops E slip over the ends of the side bars of frame A. By this means the ends of the slats are held firmly in a uniform horizontal position, giving a curved form to the bed-bottom, so that the center is convex or arching upward. The depression on the ends of the slats forming a slightly-arched bottom, when the weight is applied to the central portions of the bed-bottom the slats have an individual thrust longitudinally, as none of them is fastened to the bars Y Y, and when the weight is removed the bars individually resume their arched position. The effect of this is to cause the coiled springs and slats to act in unison, to make a better surface for the bed, and prevent the strain of the coiled springs, which is applied beneath the slats, from drawing them down, so as to become slightly concave in the center.

Having thus described my invention, what I claim as new, and desire to secure by Letters Patent, is—

The bed-bottom consisting of the series of independent single slats D D, provided at each of their ends with depressing cross-bars Y Y, extending entirely across the bed and acting upon all the slats, said bars being supported upon intermediate springs B, arranged in a frame near the ends of the slats, and held down by pliable straps or loops E E, substantially as shown and described.

In witness whereof I have hereunto set my hand and seal.

AMBROSE J. LATTIN.

Witnesses:

GEO. H. STRONG,
FRANK A. BROOKS.