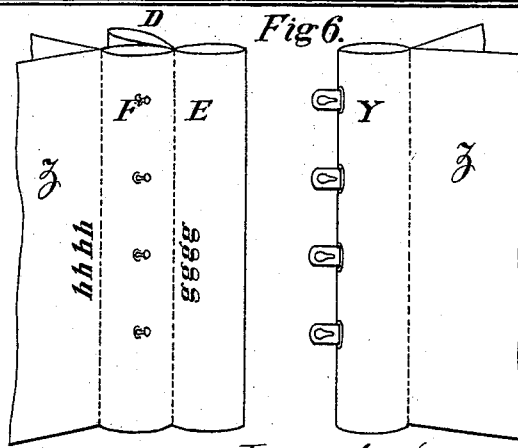
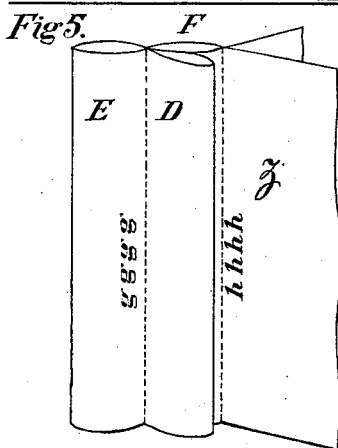
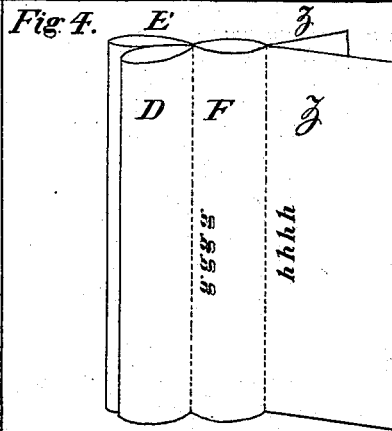
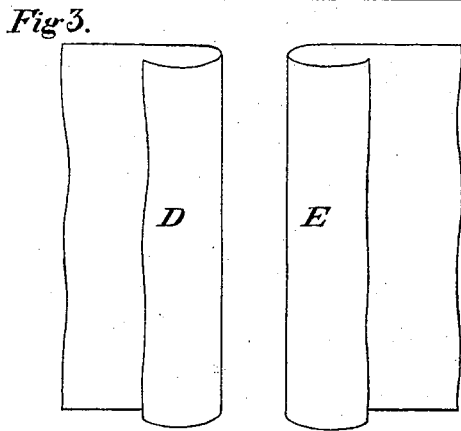
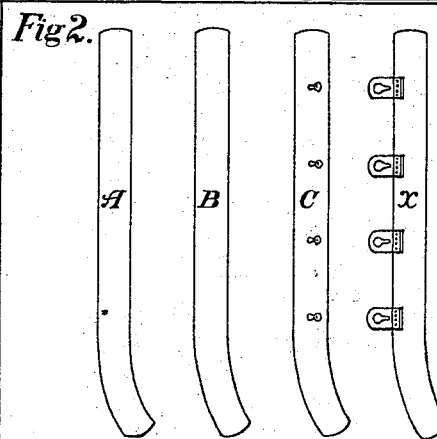
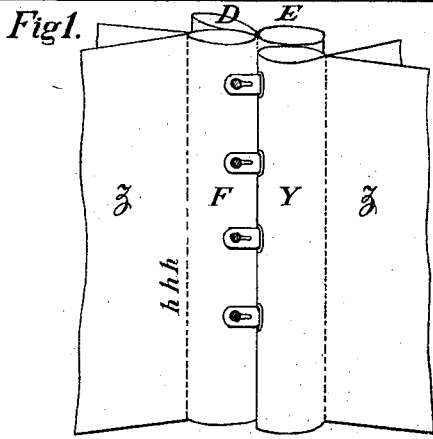


J. S. CROTTY.
Corset-Clasp.

No. 209,112.

Patented Oct. 22, 1878.



Inventor

Witnesses
Eugene H. Lewis.
W. B. Richards

John S. Crotty

J. S. CROTTY.
Corset-Clasp.

No. 209,112.

Patented Oct. 22, 1878.

Fig 7.

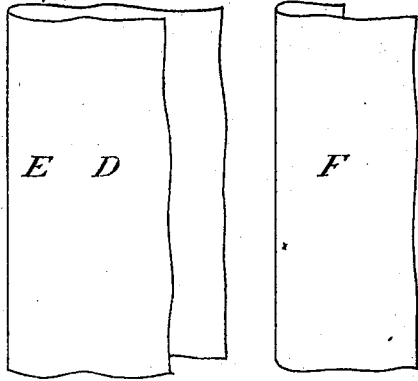


Fig 8.

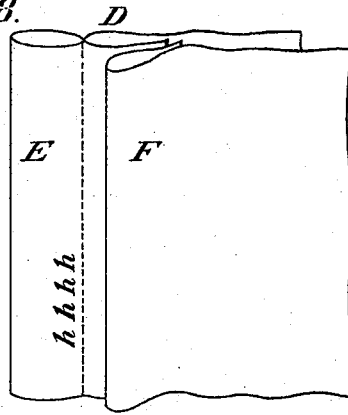


Fig 9.

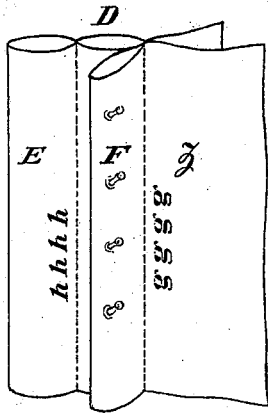


Fig 10.

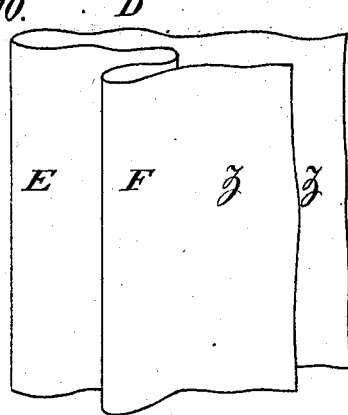


Fig 11.

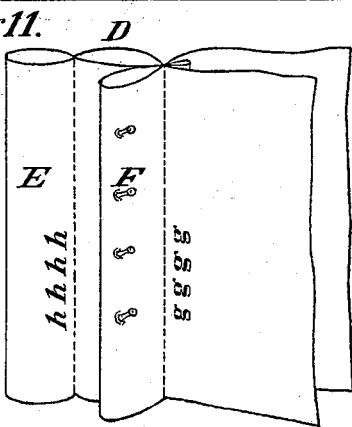
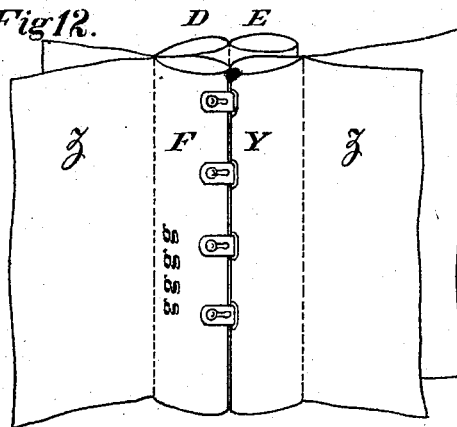


Fig 12.



Witnesses:

Inventor:

Eugene H. Lewis.
W. B. Richards

John S. Crotty

UNITED STATES PATENT OFFICE.

JOHN S. CROTTY, OF NEW YORK, N. Y.

IMPROVEMENT IN CORSET-CLASPS.

Specification forming part of Letters Patent No. **209,112**, dated October 22, 1878; application filed June 28, 1878.

To all whom it may concern:

Be it known that I, JOHN S. CROTTY, of the city of New York, in the county and State of New York, have invented a new and useful Improvement in Corset Clasps and Busks, which improvement is fully set forth in the following specification and accompanying drawings.

Figure 1 is a drawing of my quadruplex corset clasp and busk as it appears when fastened as in use. Figs 2, 3, 4, 5, and 6 are drawings showing the separate parts of which the said quadruplex corset clasp and busk is composed, and the manner in which they are combined in the manufacture and use of my said invention.

The object of my invention is to make a combination corset clasp and busk to be used on the fronts of corsets, which shall unite the comfort and convenience of the ordinary busk with the superior strength and elasticity of the double steel clasp and a flexibility not possessed by either; and this object is accomplished in the following manner: Two pieces of cloth or corset material (either intended to form part of the front pattern of the corset or not, as the case may be) are folded over in folds D and E, as in Fig. 3, so as to correspond and be suitable for the steels afterward to be inserted, and these pieces, when laid side by side, folded in, and stitched together through their folds by a seam, *g g*, as in Fig. 4, form two pockets, side by side, D and E. The seam *h h* is then stitched through the two longer flaps extending behind the seam *g g*, and thus forms a single pocket, F, as shown in the same Fig. 4. The pocket D is then laid over, and side by side with the pocket F, as shown in Fig. 5.

In Fig. 2 are four steels, A, B, C, and *x*, two, A and B, being ordinary curved steels, without clasps, and C and *x* being similarly-shaped and proportioned, but with clasps or fastenings, as shown, one of the steels having clasps or fastenings, either C or *x*, but preferably C. The steel having the buttons is slipped into its place in the pocket F, so that the buttons or fastenings come through the covering of the pocket. If advisable, the steel C may be sewed into the pocket F at the time

when the pocket is made by stitching the seam *g g*. The plain curved steels A and B are then slipped into the pockets E and D, all in such position that their curves correspond, forming altogether a broad combination busk and clasp made up of three separate steels, supporting and sustaining each other, but more flexible and elastic, and in every way stronger, than any busk or steel now in use. The placing of the steels is shown in Fig. 6.

Y (shown in Fig. 6) represents an ordinary covered steel, having clasps. The steel *x* is inserted in the pocket of cloth which is formed by stitching a seam at the back of the steel, the material Z extending behind the seam of the pocket and forming part of the front pattern of the corset or not, as may be desired.

When fastened together, as in Fig. 1, the busk and clasps form a clasp composed of four separate pieces of steel, lying side by side, in two pairs, having the same curve, all sustaining and strengthening each other, and forming one whole, yet so independent that a weak place in one steel would not extend to or affect the other, and so that the weakness of one would be supplemented by the strength of the others. The pieces of steel being simply held together by their positions in the cloth are much stronger, as well as more simply fastened, than if they were riveted together, which is the usual device in double steels now employed.

Substantially the same result is obtained in another manner, as follows: In Fig. 7 are shown separate pieces of cloth or corset material, two (either intended to form part of the front pattern-piece of the corset or not, as the case may be,) one piece of cloth folded so as to be ready to form two pockets, E and D, and the other folded over preparatory to forming the additional pocket F. The two pieces of cloth are then laid together, and the seam *h h* is stitched, forming the pocket E, as in Fig. 8. The seam *g g* is then stitched through the two pieces of cloth, folded in at the line indicated, forming the two additional pockets D and F, as in Fig. 9. The straight steels A and B are then inserted in the pockets D and E, and one of the clasp steels (preferably C) is inserted in the pocket F, all as shown in Fig.

9. If advisable, the steel C may be sewed into the pocket F at the time when the pocket is made by stitching the seam *g g*.

Still another manner of obtaining the same result is as follows: In Fig. 10 is shown a single piece of cloth folded in such a way as to be ready to form three pockets, E, D, and F, by sewing the appropriate seams of stitching. The seam *h h* is then stitched, as shown in Fig. 11, forming the pocket E, and the seam *g g* is stitched through the four folds of cloth, as shown, forming the pockets D and F. The steels are then inserted as in the last case.

The busk and clasp made according to the two methods last described is intended to be used with the same ordinary covered clasp Y Z, already shown in Fig. 6, and when fastened together form a quadruplex clasp and busk, substantially as already described and shown, but more exactly as shown in Fig. 12.

Having thus described my invention, what I claim as new, and desire to secure by Letters Patent, is—

1. A combination busk and clasp composed of three separate and distinct steels, covered and arranged as described, forming the busk and one side of the clasp, all substantially as shown.

2. The combination busk and clasp described and claimed, in combination with the covered steel Y, substantially as and for the purpose set forth.

In witness whereof I have hereunto set my hand and seal this 25th day of June, A. D. 1878.

JOHN S. CROTTY. [L. S.]

In presence of—

EUGENE H. LEWIS,
H. B. RICHARDS.