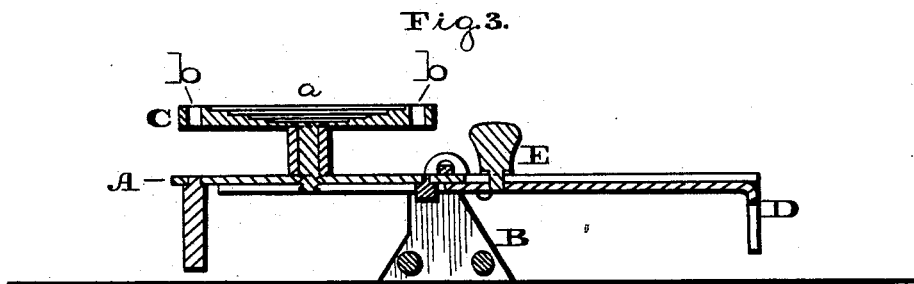
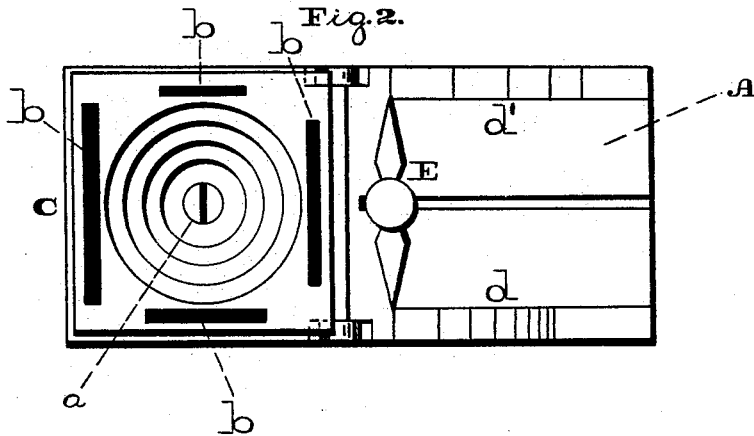
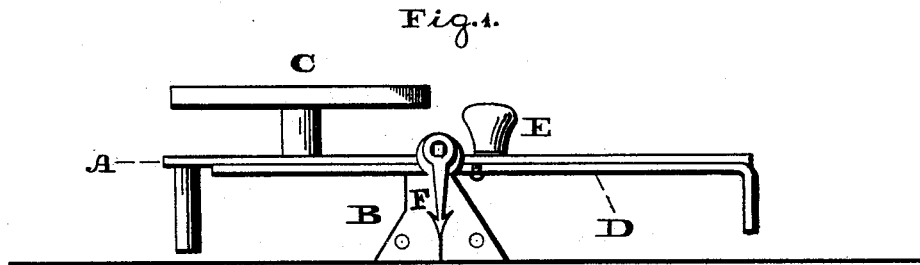


E. STREET.
Counterfeit Coin Detector.

No. 209,145.

Patented Oct. 22, 1878.



Witnesses:
Lewis F. Boon,
W. P. Grant.

Inventor:
Edwin Street,
by *John A. Diederichs,*
Attorney.

UNITED STATES PATENT OFFICE.

EDWIN STREET, OF SOUTH ORANGE, NEW JERSEY.

IMPROVEMENT IN COUNTERFEIT-COIN DETECTERS.

Specification forming part of Letters Patent No. **209,145**, dated October 22, 1878; application filed March 1, 1878.

To all whom it may concern:

Be it known that I, EDWIN STREET, of South Orange, in the county of Essex and State of New Jersey, have invented a new and useful Improvement in Letter-Scale and Coin-Detector, which improvement is fully set forth in the following specification and accompanying drawings, in which—

Figure 1 is a side elevation of the scale and detector embodying my invention. Fig. 2 is a top view thereof. Fig. 3 is a longitudinal vertical section thereof.

Similar letters of reference indicate corresponding parts in the several figures.

My invention consists of an implement adapted for the combined purposes of weighing letters and indicating the character of coin.

I employ a plate with a slide, an index, and an elevated tray with concentric concavities and slots, the operation whereof will be more fully set forth.

Referring to the drawings, A represents a poise or balance-plate, and B the standards thereof. On one side of the plate A there is supported a tray, C, on whose upper face is a series of concentric concavities, *a*, which increase in depth and are of diameters corresponding to those of various denominations of coin to be weighed, so that genuine coin will exactly fit the relative concavity.

In the tray there are also formed slots *b*, of dimensions corresponding to the thickness of genuine coin, whereby the latter will exactly fit the relative slot. To the plate A, on the side opposite to the tray C, there is fitted a slide, D, which carries a double index, E, overhanging the respective portion of the plate A, and pointing to postal and coin gradations *d* *d'* formed on the said portion of the plate, the index being preferably constructed of spring metal, so as to produce friction between the plate and slide and prevent accidental move-

ment of the latter during the operations of weighing letters or detecting coin.

In order to weigh a letter, the latter is placed on the tray C, and the slide D is moved until the plate is balanced, the tray being elevated to prevent contact of the letters, &c., with adjacent parts of the device. The weight of the letter may now be readily read off by observing the location of the index on the graduation or postal scale *d*.

When coin is to be weighed the scale will be moved to bring the index over the graduations *d'*, opposite the one corresponding to the weight of the genuine coin. If the scale is in equilibrium, the coin may be considered genuine, subject to the further test of the manner in which the coin fits the relative concavity *a* and slot *b*.

It will be noticed that the slide D constitutes the counterpoise of the scale, thus dispensing with separate weights, and that the coins of different denominations are weighted on the same tray C, thus producing a simple and compact implement for the purposes intended.

For delicate weighing of coin and letters, I employ an auxiliary index or finger, F, which is secured to the axis of the plate A and sweeps over the adjacent standard B, having a central mark or characteristic for indicating the true weight of the genuine coin or registering with the graduations *d* *d'* of the plate A.

Having thus described my invention, what I claim as new, and desire to secure by Letters Patent, is—

The plate A and slide D, in combination with the elevated tray C, provided with concentric concavities *a* and surrounding slots *b*, substantially as and for the purpose set forth.

EDWIN STREET.

Witnesses:

ROBERT H. POLLOCK,
ELI LONG.