

J. H. CARLISLE & J. T. TAYLOR.  
Indexing Apparatus.

No. 209,158.

Patented Oct. 22, 1878.

Fig. 1.




Fig. 2.

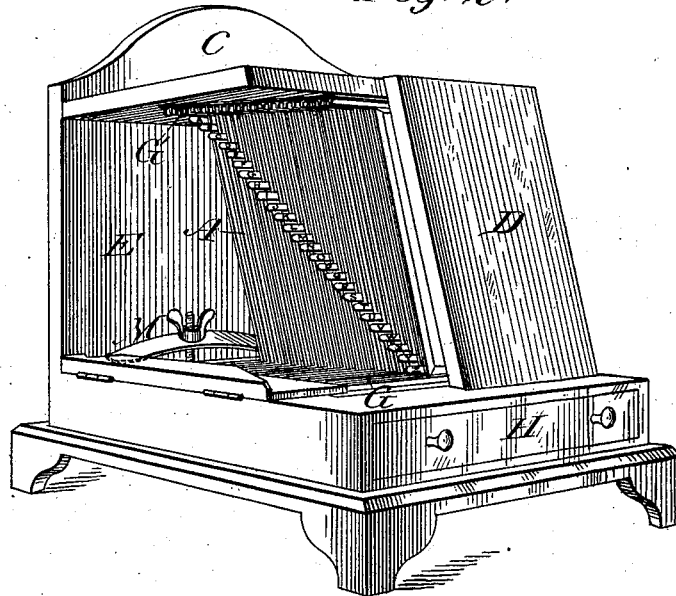


Fig. 3.

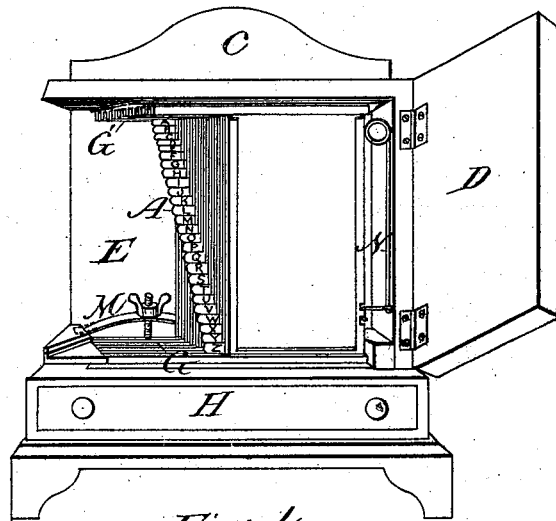
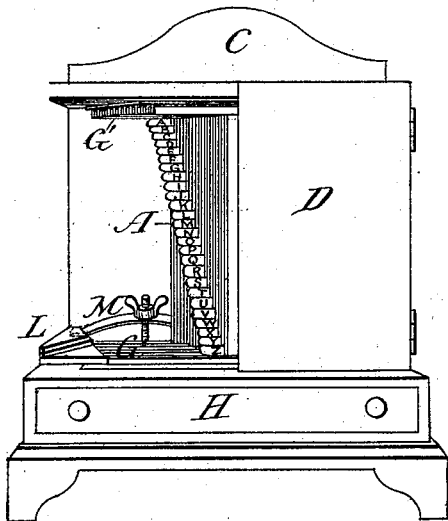


Fig. 4.

Attest:

C. S. Snyder  
C. A. Reigard

Inventors.

John H. Carlisle,  
John T. Taylor.

By their Atty, C. A. Reigard

# UNITED STATES PATENT OFFICE.

JOHN H. CARLISLE AND JOHN T. TAYLOR, OF WHITAKER'S, N. C.

## IMPROVEMENT IN INDEXING APPARATUS.

Specification forming part of Letters Patent No. **209,158**, dated October 22, 1878; application filed June 19, 1878.

*To all whom it may concern:*

Be it known that we, JOHN H. CARLISLE and JOHN T. TAYLOR, citizens of Whitaker's, Edgecombe county, State of North Carolina, have invented a new and Improved Indexing Escritoire; and we do hereby declare the following to be an exact description thereof, reference being had to the following specification and accompanying drawings, with the letters of reference marked thereon, making a part of this specification.

Figure 1 represents one of the index flanged and grooved oblong plates A, (for the inscription of names or references,) made of any suitable material, and strengthened by side flat grooved frames B, of any material, and having an alphabetical letter attached to the side of each plate, to form a series of twenty-six plates designated by the letters of the alphabet, arranged in the inside of a suitable desk, safe, or escritoire for book-keeping purposes. Fig. 2 is a perspective view of the safe C as an ornamental desk and private repository, inclosing the series of index-plates A, and in which the plates slide and are moved forward or backward as required for reference or use, while any one of the plates A can be drawn out singly, and the name or inscription thereon is distinctly and quickly read. Fig. 3 represents the index-safe C, with the door D closed, the open chamber, with the track or guide G G' at top and bottom thereof, in which the index-plates A slide, exposing the alphabet arranged obliquely, and the drawer H be-

low to contain book-keeping materials. Fig. 4 is a front elevation of the safe C with the front door D open.

The nature of our invention consists in the arrangement of a series of flanged and grooved sliding index-plates A, operated in a suitable desk or escritoire, C, constructed with a chamber, E, to contain the plates A and expose the index-letters, arranged obliquely, and a track or guide G G' at the top and bottom of the chamber, in which the plates A slide.

The ledge L at the side of the box C is intended as a stop to arrest any of the plates A when drawn out, and the stop is attached by hinges, so as to be turned back to allow any one of the plates to be drawn out, when required, without disturbing the other plates, and the spring M is to hold it to its proper place. A spring, N, is also attached to each flanged index-plate to facilitate the drawing of the plate back to its place.

What we claim as our invention, and desire to secure by Letters Patent, is—

The index-case C, constructed with a chamber, E, and provided with a series of sliding plates, A, track or guide G G', hinged stop L, door D, and drawer H, as herein described, and for the purpose set forth.

JOHN H. CARLISLE.  
JOHN T. TAYLOR.

Witnesses:

S. P. HILLIARD,  
T. F. JOHNSON.