

W. H. BAILEY.  
Temporary Binder.

No. 209,213.

Patented Oct. 22, 1878.

Fig. 1.

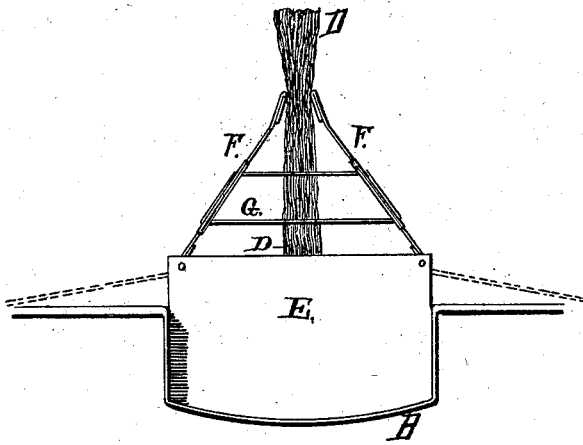
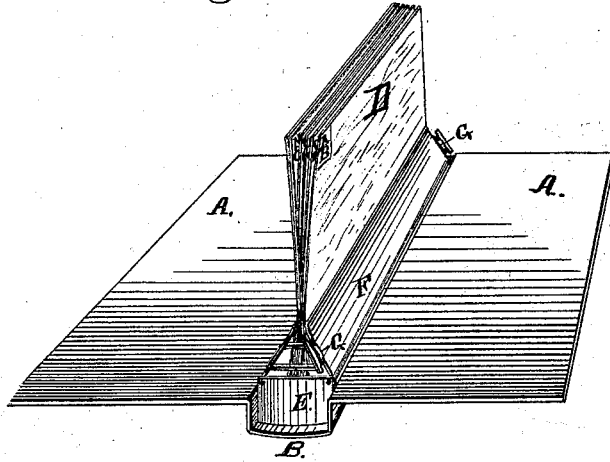


Fig. 2.

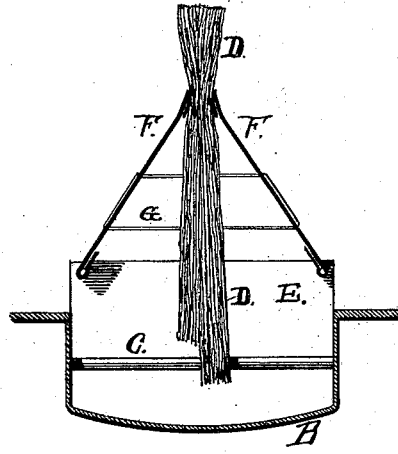


Fig. 3.

WITNESSES.

*Alton B. Vincent*  
*Jos. T. Rich*

INVENTOR.

*William H. Bailey*

# UNITED STATES PATENT OFFICE.

WILLIAM H. BAILEY, OF PROVIDENCE, RHODE ISLAND.

## IMPROVEMENT IN TEMPORARY BINDERS.

Specification forming part of Letters Patent No. **209,213**, dated October 22, 1878; application filed July 15, 1878.

*To all whom it may concern:*

Be it known that I, WILLIAM H. BAILEY, of Providence, in the State of Rhode Island, have made a new and useful File for Papers; and I do hereby declare that the following specification, taken in connection with the drawing making a part of the same, is a full, clear, and exact description thereof.

Figure 1 is a view of my invention with the covers open. Fig. 2 is an end view. Fig. 3 is a cross-section of Fig. 1.

The object of my invention is to produce a file in which the letters or papers may be arranged alphabetically, and from which any desired letter or paper may be removed at pleasure without tearing or injuring the same and without displacing the others; and consists in the device hereinafter described.

In the files now in use it is necessary, when any particular paper is required, to remove many others in order to reach or replace it, as well as to tear it from its fastenings in the file itself.

In my invention, A A are the covers, united by a back, B, in the ordinary way. Within and across the back B are two rods, C, upon which are strung any desired number of leaves, D, made from stiff paper or card-board. The leaves D slide laterally upon the rods C, and are indexed in the usual way. Within the back, at either end, are perpendicular end pieces E, to which are hinged, upon either side of the leaves D, two clamping-jaws, F. The clamping-jaws F bite the leaves D through the resistance of the elastic spring G, which passes over a button or projecting arm upon the ends of the jaws F.

Commencing with the parts in the position shown in Fig. 1, the operation of my invention is as follows: The covers A being open, the jaws F are spread apart, as shown by dotted lines, Fig. 2, and set in that position. The letter or paper to be filed is placed between any two of the leaves D, according to its proper position in the alphabet, with its edge slightly below the point reached by the jaws F. The covers may now be closed, during which operation the jaws F are tripped and force together the leaves D, and securely hold the papers placed between them in such a manner that the contents thereof can be easily read.

To remove any paper from the file, the covers A A are opened and the jaws F thrown back, as shown by the dotted lines, Fig. 2, when the desired paper may be taken out and again replaced without displacing or disturbing the others.

The clamping-jaws F may be attached or hinged to the cover A A, and the end pieces E dispensed with, although I deem the construction shown to possess the greatest advantage.

What I claim as my invention, and desire to secure by Letters Patent, is—

The pivoted clamping-jaws F, constructed as described, with springs G, covers A, having rods C, and leaves D, secured by and movable upon said rods, as and for the purposes set forth.

WILLIAM H. BAILEY.

Witnesses:

WALTER B. VINCENT,  
JOS. T. RICH.