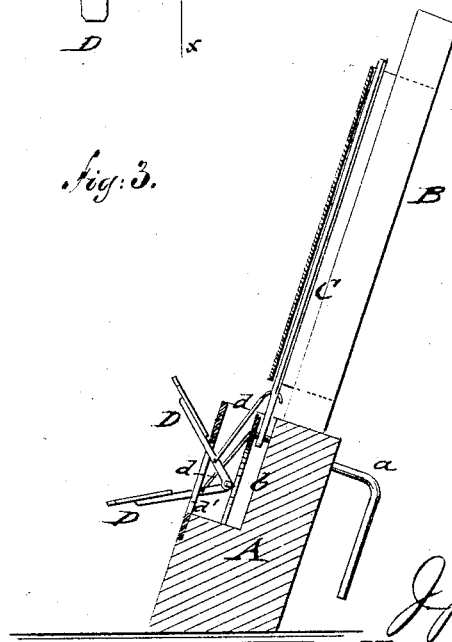
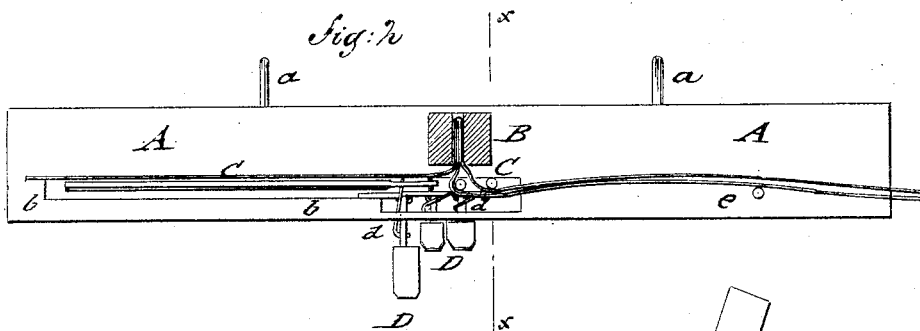
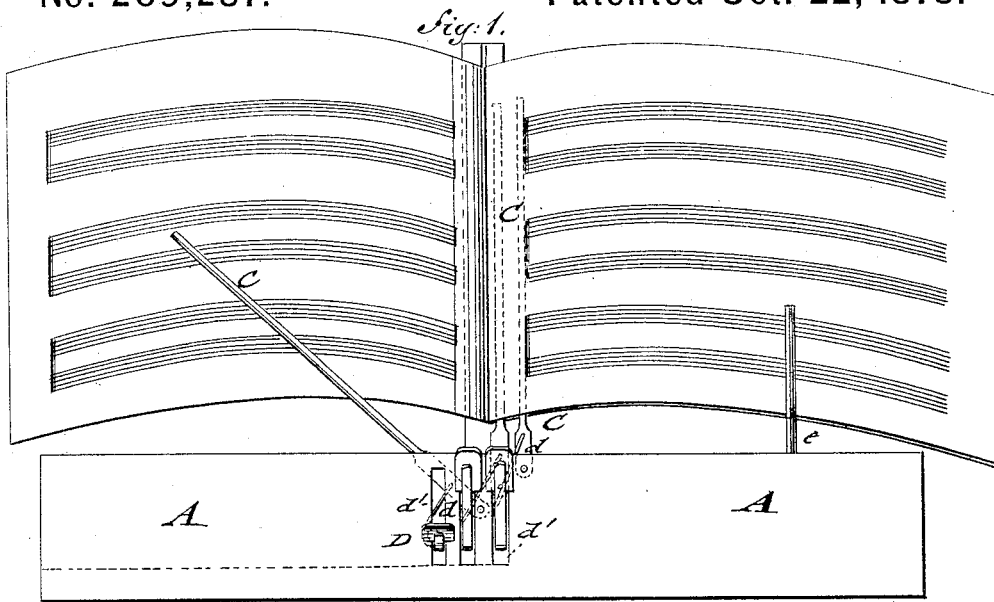


J. J. OUGHELTREE.  
Music-Leaf Turner.

No. 209,287.

Patented Oct. 22, 1878.



WITNESSES:

*Chas. Nida*  
*C. Sedgwick*

INVENTOR:

*J. J. Ougheltree*  
BY *Munn & Co*

ATTORNEYS.

# UNITED STATES PATENT OFFICE.

JOHN J. OUGHELTRIE, OF RONDOUT, NEW YORK.

## IMPROVEMENT IN MUSIC-LEAF TURNERS.

Specification forming part of Letters Patent No. 209,287, dated October 22, 1878; application filed August 20, 1878.

*To all whom it may concern:*

Be it known that I, JOHN J. OUGHELTRIE, of Rondout, in the county of Ulster and State of New York, have invented a new and Improved Music-Leaf Turner, of which the following is a specification:

In the accompanying drawings, Figure 1 represents a front view of my improved music-leaf turner; Fig. 2, a top view, partly in section; and Fig. 3, a vertical transverse section of the same on line *x x*, Fig. 2.

Similar letters of reference indicate corresponding parts.

This invention relates to an improved music-leaf turner of that class in which a number of swinging fingers or arms are placed between the leaves of the music and successively tripped by the player, so as to quickly turn the leaves; and the invention consists of a longitudinally-recessed base-block attached to the rack of the piano or other instrument, and provided with a number of pivoted arms or fingers that swing in a vertical plane, being operated or tripped by key-levers connected by pivot-rods with the fingers. The music is clamped to an upright center-post of the base, so as to be retained while the leaves are turned.

Referring to the drawings, A represents the base-block of my improved music-leaf turner, which is made with a beveled bottom, so that the block assumes the inclination of the music-rack of the piano, organ, or other instrument. The base-block A is secured to the music-rack by means of clamping-arms *a*, that extend back over the lower part of the same. The music to be turned is clamped to an upright center-post, B, of the base-block, which post is either secured detachably into a socket of the same, or hinged and locked thereto, so as to be taken out or folded down on the block for taking up less room when not in use.

The center-post B is made of two strips or sections, which are clamped together in any suitable manner, so as to bind on the sheets of music placed between the same and hold them thereby firmly in position for being

turned. A number of fingers or arms, C, are pivoted into a longitudinal recess, *b*, of the block, at the left of the center-post, the pivotal points being sidewise, but one below the other, so as to admit the folding down of the fingers into the recess one above the other. The pivots are also arranged close to the center-post, and preferably to the right of the same. The fingers C are connected by pivot-rods *d* with pivoted key-levers D, which are guided in face-slots *d'* of the base-block. The key-levers D are arranged sidewise of each other, and are raised by the fingers when lifting them from their horizontal into vertical position. By depressing the key-levers the fingers are quickly thrown down into the longitudinal recess of the base-block.

The fingers are placed between the leaves of the music in the customary manner, and retained therein by passing the leaves back of a fixed post, *e*, of the base-block. When all the fingers are placed between the leaves, one leaf after the other is turned by depressing one key-lever after the other, and swinging thereby the fingers quickly down into the recess of the base-block.

The fingers may have blades that extend at right angles therefrom, so as to bear on the leaves when the fingers are in upright or in downward position, and retain them thereby on the rack whether the leaves are at the right or left of the center-post.

The leaf-turner is of simple and cheap construction, and quickly attached to any music-rack, forming a convenient means of turning the leaves of music during the playing of the instrument, with little effort and loss of time.

Having thus fully described my invention, I claim as new and desire to secure by Letters Patent—

1. The combination, with base A, having post *e* and clamp B, of the folding fingers C, pivoted in recess of base, one below the other, and connected by pivot-rods *d* with pivoted key-levers D, as and for the purpose specified.

2. In a music-leaf turner, the combination of a base-block having longitudinal recess with pivoted fingers or arms and tripping key-

levers connected thereto, to drop the fingers by depressing the keys and turning thereby the leaves, substantially as specified.

3. The combination of a longitudinally-recessed base-block with vertically-swinging fingers or arms that are pivoted into the recess of the block sidewise of each other, and one below the other, so as to fold the fingers

one above the other into the recess of the base-block after turning the leaves, substantially as specified.

JOHN J. OUGHELTRIE.

Witnesses:

PAUL GOEPEL,  
C. SEDGWICK.