

F. M. BECKFORD.
Combined Shoulder Brace and Suspender.

No. 209,321.

Patented Oct. 29, 1878.

Fig. 1.

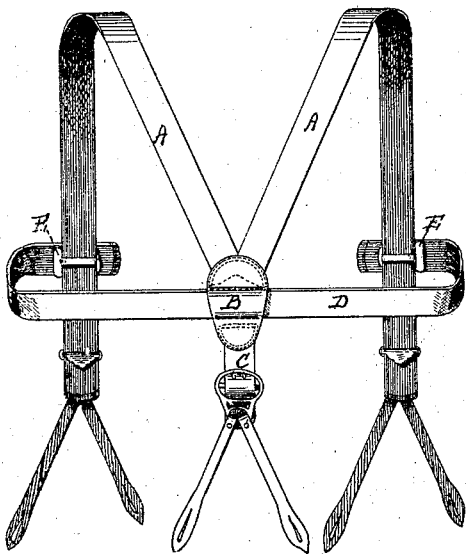


Fig. 2.

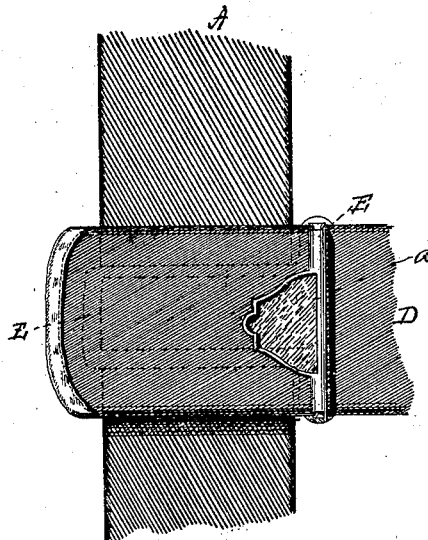
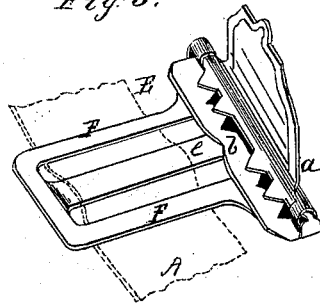


Fig. 3.



Witnesses.

Wm. C. Greene
A. H. Read.

Inventor.

Frank M. Beckford

by J. H. Adamantly.

UNITED STATES PATENT OFFICE.

FRANK M. BECKFORD, OF BRISTOL, NEW HAMPSHIRE.

IMPROVEMENT IN COMBINED SHOULDER-BRACE AND SUSPENDERS.

Specification forming part of Letters Patent No. **209,321**, dated October 29, 1878; application filed January 30, 1878.

To all whom it may concern:

Be it known that I, FRANK M. BECKFORD, of Bristol, in the county of Grafton and State of New Hampshire, have invented an Improvement in Combined Suspenders and Shoulder-Brace, of which the following is a specification:

The object of my invention is to produce a combined brace and suspenders which shall be so constructed and arranged as to enable the brace to be readily adjusted to all positions of the body, and when desirable be at once readily disconnected from the suspenders, and as readily be again connected with the same when necessary.

The invention consists in the employment, in combination with a pair of suspenders, of a removable and adjustable strap or brace, passing through a loop formed in the connecting-piece at the back of the suspenders, and connected at each end to the front portion of the suspenders by means of a clasp and slide, so that it can be readily detached and removed when desirable.

Referring to the drawings, Figure 1 represents a pair of suspenders with my improved brace attached. Fig. 2 is an enlarged view of the device for attaching the brace to the suspenders. Fig. 3 represents the combined clasp and slide attachment.

A A represent the two shoulder straps or bands, attached at the rear to a back-piece, B, to which is also attached the piece C, that holds the rear suspender-straps. D is a brace or strap, which passes through a loop in the back-piece B, so as to move freely lengthwise in the same. Each end of the strap is passed into a clasp or buckle, E, attached or secured to each shoulder-strap A A. The device by which the brace D is connected with the shoulder-straps consists of a hinged jaw, *a*, Fig. 3, connected to a plate, *b*, which is attached to and forms a part of the metal loop or slide F, composed of a frame with two sides and an intermediate bar, *c*, by means of which the brace can be moved up and down on the suspender-straps and adjusted higher or lower, as required.

When in use, the brace D is passed through the loop in the back-piece B, and each end is inserted in the clasps E E, so that they can be readily taken up or let out, as required, or moved up and down on the shoulder-straps, and in any motion of the body the brace D will freely move in the back-piece B, so as not to bind or interfere with the free movement of the body.

Should it be desirable to dispense with the brace D, it is only necessary to free each end from the clasp, when it can readily be drawn out of the back-piece B and laid aside, and when again required for use it can as readily be again applied.

It will be seen that the brace and suspenders are so combined and arranged as to enable them to be worn loosely while the wearer is at work, if desired, and to be tightened to the shoulder while on the body without the necessity of removing the suspenders to take up the brace, as has heretofore been necessary in combined brace and suspenders.

What I claim as my invention, and desire to secure by Letters Patent, is—

1. The combination, with the shoulder-straps A A, of the single removable strap or brace B, passing through and supported in the back-piece B, and connected to the straps A A in front, substantially as and for the purpose set forth.

2. The single removable strap or brace D, passing through the back-piece B, in combination with the clasp C, constructed as described, and connected with the slide F, whereby the brace D may be readily detached from the suspenders without disarranging or removing the latter from the body, substantially as described.

In testimony whereof I have signed my name to this specification in the presence of two subscribing witnesses.

F. M. BECKFORD.

Witnesses:

J. BROWN LORD,
J. H. ADAMS.