

J. W. MCGILL.
Pocket Pencil Knife.

No. 209,411.

Patented Oct. 29, 1878.

fig. 1.



fig. 3.




fig. 4.

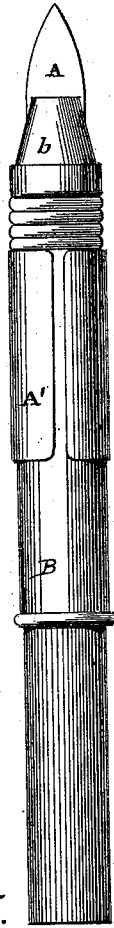


fig. 6.

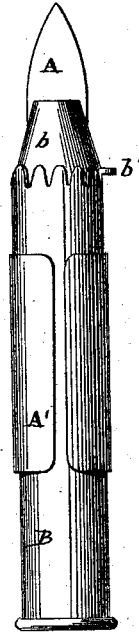


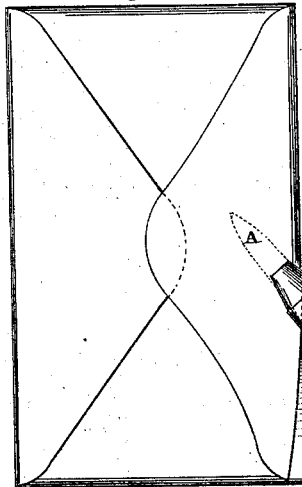
fig. 2.



fig. 7.



fig. 5.



Witnesses.
Chas. L. Coombs.
James M. Wright

Ino. W. McGill,
Inventor,
By J. J. Coombs,
attorney.

UNITED STATES PATENT OFFICE.

JOHN W. MCGILL, OF NEW YORK, N. Y.

IMPROVEMENT IN POCKET PENCIL-KNIVES.

Specification forming part of Letters Patent No. **209,411**, dated October 29, 1878; application filed April 2, 1878.

To all whom it may concern:

Be it known that I, JOHN W. MCGILL, of New York city, in the county of New York and State of New York, have invented a certain new and useful Attachment to Pencil-Cases and Pen-Holders, for opening envelopes, erasing ink-marks, and for other purposes, of which the following is a specification:

This invention consists in a little tool for opening envelopes, erasing ink-marks, cleaning finger-nails, and other similar uses, adapted to be attached to a pencil, pencil-case, pencil-point protector, or pen case or holder, and to slide thereon, so as to be out of the way when the pencil or pen is carried in the pocket, and to be easily projected for use as an envelope-opener, eraser, &c.

The tool or implement for opening envelopes, erasing, &c., consists of a pointed steel blade with a knife edge or edges concaved on one side, so that it will fit closely to a cylindrical pencil-case or pen-holder projecting from a socket or barrel, with an open slot from end to end on the side opposite to the blade, said barrel or socket being of suitable size to slip into an ordinary pencil-case or pen-holder, and to slide back and forth thereon, and to be held by the elasticity of said open socket in any position in which it may be placed thereon with sufficient firmness to enable it to be used for any of the purposes for which it is designed.

In the accompanying drawing, Figure 1 is a view of the concave side of the blade, and of the socket from which it projects. Fig. 2 is a view of the reverse side of the same. Fig. 3 is a view of the same attached to a pencil-point protector and slid back in position for carrying in the pocket. Fig. 4 is a view of the same slid forward in position for use as an envelope-opener or eraser. Fig. 5 is a view of the same with a device for preventing the socket carrying the knife-blade from slipping off from the pencil or pen-holder. Fig. 6 is a view of the implement in use as an envelope-opener, and Fig. 7 is a view of the

same applied to an ordinary wooden pencil-case or pen-holder.

A is the blade, and A' the open elastic socket which slips onto the pencil or pen-holder B. The elasticity of this open socket adapts it to be applied to pencils or pen-holders of varying sizes.

The blade A, with its socket, is made of the best sheet-steel, and the edges of said blade are so sharpened as to adapt it for erasing ink-marks or opening envelopes. Said blade is also well adapted to clean the finger-nails, and there may be cut or impressed upon one side of the barrel A' a rasping-surface for filing the nails, as shown at *c* in Fig. 2.

Figs. 3, 4, and 6 show my erasing and envelope-opening blade applied to a pencil-point protector, with a rubber eraser-plug, *b*, in the end thereof.

Fig. 6 shows the end of the metal cylinder in which the plug *b* is inserted serrated, and one of the teeth *b'* bent outward, to serve as a stop to prevent the socket A' from sliding off.

When the socket A' is slid back, as shown in Fig. 3, the blade A fits close to the cylinder B and is entirely out of the way; but when slid forward to any desired position upon said cylinder the elasticity of said open socket will cause it to clasp said cylinder with sufficient firmness for use.

What I claim as my invention, and desire to secure by Letters Patent, is—

The straight, narrow, concave, and pointed blade A, with its open elastic socket A', adapted to be applied to a pencil-case, pen-holder, or the like, and to slide up and down thereon, substantially as and for the purpose described.

In testimony that I claim the foregoing I have hereunto set my hand in the presence of the subscribing witnesses.

JOHN W. MCGILL.

Witnesses:

JOHN A. SWEENEY,
FREDK. FORD.

Correction in Letters Patent No. 209,411.

It is hereby certified that in the concluding clause of the Letters Patent proper, herein contained, the signing and sealing is stated, through error of the Patent Office, to be "in the year of our Lord one thousand eight hundred and seventy-ninth." It should be "in the year of our Lord one thousand eight hundred and seventy-eighth."

January 11, 1879, date of certificate of correction.