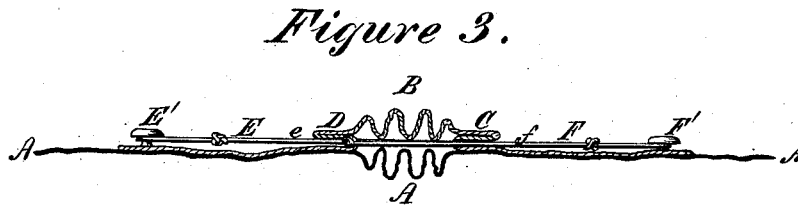

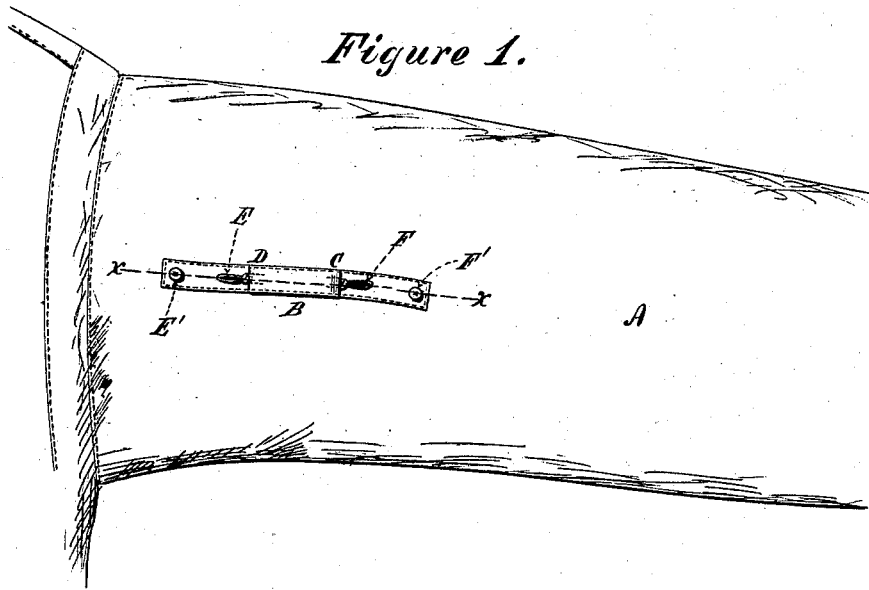


H. MOSES.
Sleeve-Elevator.

No. 209,413.

Patented Oct. 29, 1878.



Witnesses:

M. S. Adams,
Edw. Payson

Inventor:

Henriette Moses

UNITED STATES PATENT OFFICE.

HENRIETTE MOSES, OF NEW YORK, N. Y.

IMPROVEMENT IN SLEEVE-ELEVATORS.

Specification forming part of Letters Patent No. 209,413, dated October 29, 1878; application filed September 9, 1878.

To all whom it may concern:

Be it known that I, HENRIETTE MOSES, of the city and State of New York, have invented a certain Improvement in Shirt-Sleeve Elevators, of which the following is a specification:

My invention relates to that class of shirt-sleeve elevators in which the lower end of the elevator is affixed to the shirt-sleeve, and the upper end is adapted to be hooked on a button sewed onto the sleeve, near the shoulder; and my invention consists, first, in making the shirt-sleeve elevator of a cord, either in the form of a loop, or having its upper end doubled upon itself and fastened to the longer leg of the loop, for the purpose of forming an eye by means of which the loop may be hooked onto a button, sewed onto the sleeve, near the shoulder, the opposite end of the loop being sewed fast to the sleeve of the shirt, and the sleeve being re-enforced by a strip of tape or other fabric, for the purpose of strengthening it at the places where the loop and button are sewed on; secondly, in applying, in connection with the elevating-loop, another loop, the shank end of which is affixed to the inner bend of another short lap formed in the re-enforcing tape at the point where the bight of the elevating-loop comes through, and which is therefore also inclosed between the shirt-sleeve and the re-enforcing-strip, excepting at its bight, which is passed through an aperture in the lap to which the shank end of the elevating-loop is attached, the object of the second loop being to act in conjunction with the elevating-loop for the purpose of gathering the sleeve into short gathers, instead of allowing it to form only one gather, as when the elevating-loop alone is used.

The accompanying drawings are as follows: Figure 1 is a front view of a shirt-sleeve to which my device is applied. Fig. 2 is a longitudinal section through the line *xx* on Fig. 1, showing the elevating-loop pulled up and hooked onto the sustaining-button, and show-

ing the single fold or gather which the shirt-sleeve is thereby made to form. Fig. 3 is a similar section, showing the gathering-loop pulled down and the effect thereof in forming the shirt-sleeve into a series of short gathers.

The drawings represent a portion of a shirt-sleeve, A, to which is affixed the re-enforcing-strip B, of tape or other suitable fabric. Two double laps, C and D, are formed in the re-enforcing-strip. To the inner bend of the lap C the shank end of the elevating-loop E is attached, and to the inner end of the lap D the shank end of the gathering-loop F is attached. The bight *e* of the elevating-loop passes through the hole *e'* in the inner fold of the lap D, and the bight *f* of the gathering-loop passes through a similar hole in the inner fold of the lap C. A sustaining-button, E', is sewed onto the upper end of the re-enforcing-strip to hold the bight of the elevating-loop, and a similar button, F', is sewed onto the lower end of the re-enforcing-strip to hold the bight of the gathering-loop.

In use, the elevating-loop is pulled up and hooked onto its sustaining-button, which brings the shirt-sleeve substantially into the position shown in Fig. 2, and then, if desired, the gathering-loop may be pulled down and hooked onto its sustaining-button, thus bringing the shirt-sleeve into the position shown in Fig. 3.

What I claim as my invention is—

1. In combination with an elevating-loop provided with a sustaining-button, substantially as described, a gathering-loop working in the opposite direction, for the purpose of gathering the shirt-sleeve into short folds or gathers, as shown and described.

2. A re-enforcing-strip for a shirt-sleeve provided with the short laps C and D, as and for the purposes set forth.

HENRIETTE MOSES.

Witnesses:

SOLOMON MOSES,
PETER PALM.