

J. STIMMELL.
Wheat Cultivator.

No. 209,431.

Patented Oct. 29, 1878.

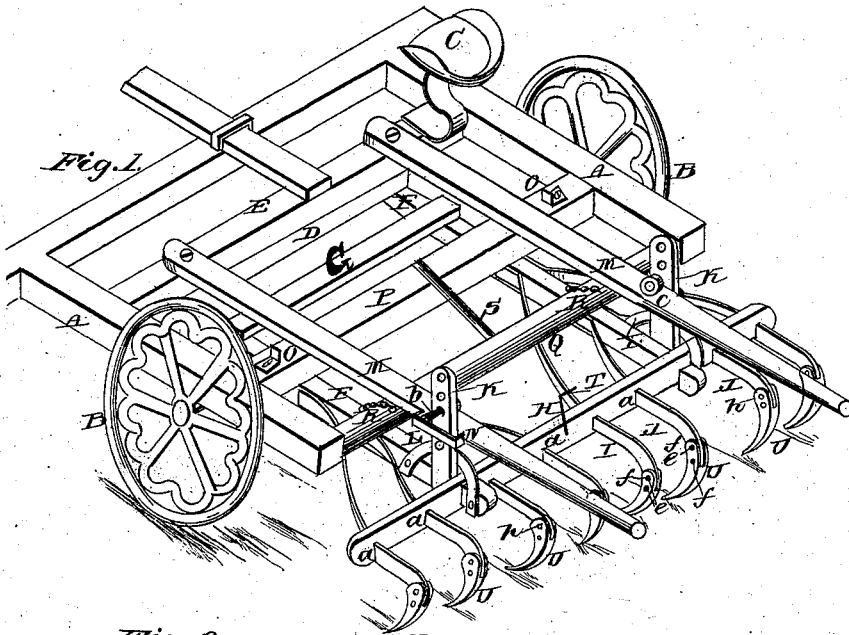


Fig. 2.

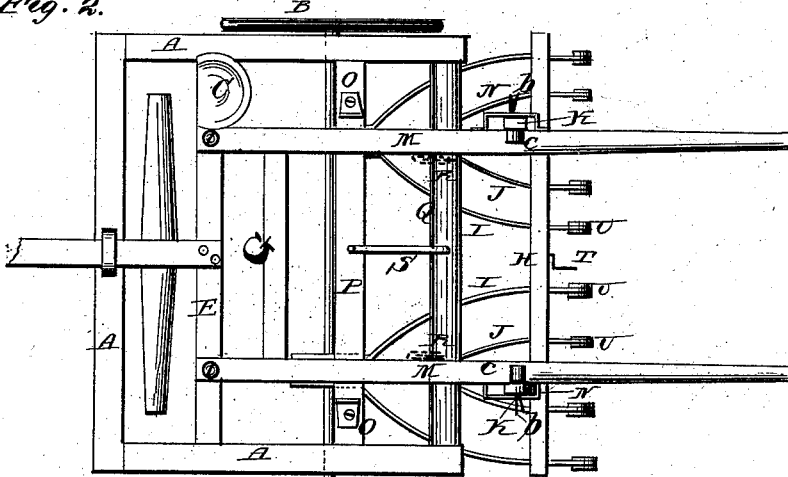
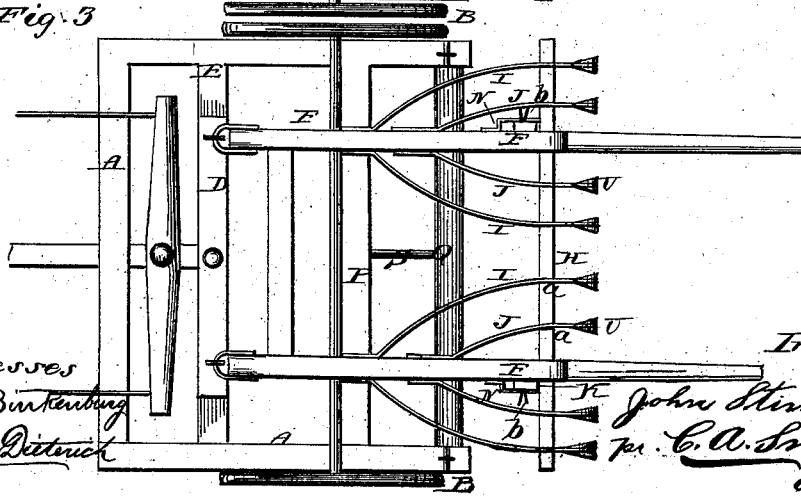


Fig. 3.



Witnesses
George Bunkerburg
Fred. G. Dietrich

Inventor
John Stimmell
per C. W. Snow & Co.
attys

UNITED STATES PATENT OFFICE.

JOHN STIMMELL, OF COLUMBUS, OHIO.

IMPROVEMENT IN WHEAT-CULTIVATORS.

Specification forming part of Letters Patent No. **209,431**, dated October 29, 1878; application filed August 23, 1878.

To all whom it may concern:

Be it known that I, JOHN STIMMELL, of Columbus, in the county of Franklin and State of Ohio, have invented certain new and useful Improvements in Wheat-Cultivators; and I do hereby declare that the following is a full, clear, and exact description thereof, which will enable others skilled in the art to which it appertains to make and use the same, reference being had to the accompanying drawings, which form a part of this specification.

Figure 1 is a view, in perspective, of a machine embodying the improvements in my invention. Fig. 2 is a top view, and Fig. 3 is a bottom view, of the same.

This invention has relation to cultivators for cultivating wheat that has been planted by drilling; and it consists of the improvements in the construction of the same hereinafter fully described, and particularly pointed out in the claim.

In the accompanying drawings similar letters of reference indicate corresponding parts in the several figures.

A frame, A, of ordinary construction, is supported on wheels B B, and a seat, C, is provided for the driver.

A cross-bar, D, is pivoted to the under side of the cross-piece E of the frame A, and hinged to this cross-bar D, and extending backwardly therefrom, are the cultivator-beams F F.

A brace, G, connects and strengthens the cultivator-beams F F near their front ends, and a brace, H, connects and strengthens them at their rear ends.

The shanks I J of the cultivators are curved outward and downward, as shown, and are secured to the cultivator-beams F F by bolts, or in any other suitable manner. The cultivator-shanks I J enter notches *a* in the brace H, to prevent lateral motion of the said shanks.

Perforated standards K are secured near the rear ends of the cultivator-beams F F, and are strengthened by semicircular braces L L.

Handles M M are pivoted upon the cross-piece E, and extend back beyond the cultivator-shanks I J. The handles M M are provided with loops N N, through which the perfo-

rated standards K project. Split pins *bb*, provided with friction-rollers *cc*, are inserted in the perforations in the standards K to retain the standards in the loops.

Beveled or inclined studs O O are secured upon the cross-piece P, to limit the lateral motion of the handles M M.

A roller, Q, having chains R R, connected to the cultivator-beams F F, is provided with a lever, S, and has its bearings in the side rails of the frame A in the rear of the wheels B B.

The rear cross-piece or brace, H, is provided with a hook, T, to engage with the lever S to elevate the cultivators.

The cultivators or plow-points U are forked in their upper ends, and provided with two lateral holes, *ef*.

The points of the shanks I J have corresponding holes, and enter the forks in the points U.

Through the holes *e* metallic bolts or rivets *h* are inserted, and in the holes *f* wooden pins are inserted, so that when the points strike an unyielding obstacle the wooden pins will break and permit the point to swing back over the obstacle.

Double and single whiffletrees are provided, as shown.

It is intended to cultivate the wheat after it has grown, and only drilled wheat can be cultivated. In this instance eight points, U, are employed.

The cultivator should correspond in the number of its teeth or points with the drill that was used to plant the wheat.

By having the plow-beams F F hinged and the handles M M pivoted, as shown and described, the plows can be guided between the rows of wheat even when the team is not driven straight. If these parts were rigid, as in the ordinary harrow, the wheat would be torn out by the points U.

The depth to which the points may be sunk is regulated by the split pins in the perforated standards K K.

Having thus described my invention, what I claim as new and useful, and desire to secure by Letters Patent of the United States, is—

In a wheat-cultivator, the combination of

the pivoted cross-bar D, having hinged cultivator-beams F F, provided with the shanks I J, having points U, notched cross-piece H, standards K, having pins b, and pivoted handles M, provided with loops N, constructed and operating substantially as and for the purposes set forth.

In testimony that I claim the foregoing as my own I have hereto affixed my signature in presence of two witnesses.

JOHN STIMMELL.

Witnesses:

WILLIAM WILLIAMS,
EDWIN K. SALLEE.