

L. GREGET.
Toy-Pistol.

No. 209,884.

Patented Nov. 12, 1878.

Fig. 1.

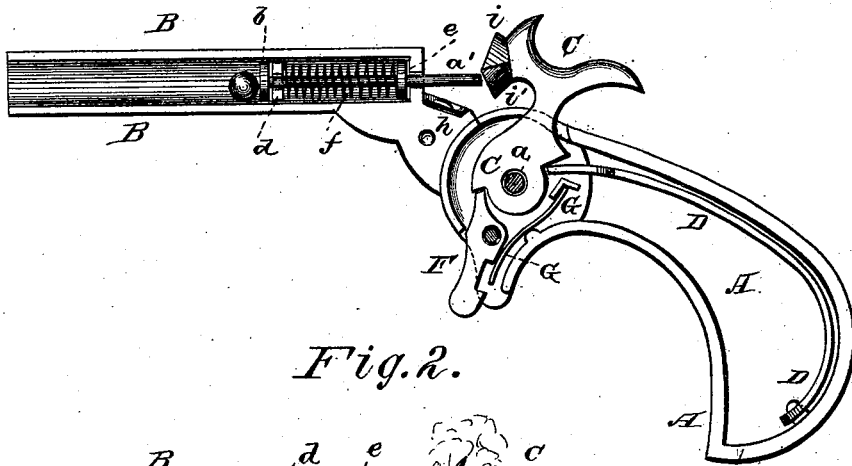


Fig. 2.

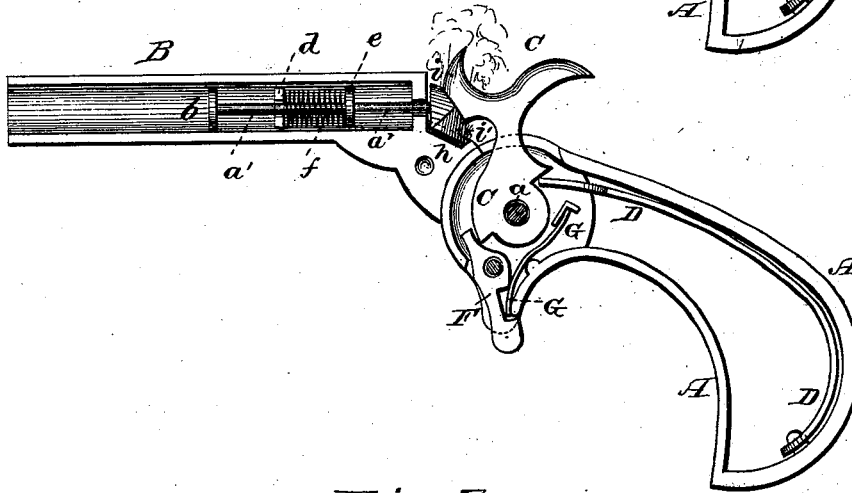
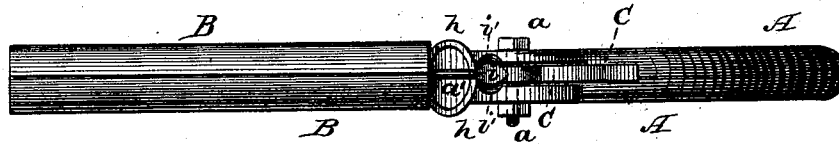


Fig. 3.



Witnesses:

F. C. Dieterich
J. A. Stockman

Inventor:

Louis Greget.

Per *C. H. Watson & Co* Attorneys.

UNITED STATES PATENT OFFICE.

LOUIS GREGET, OF BROOKLYN, NEW YORK, ASSIGNOR TO HIMSELF AND CHRISTIAN L. HINES, OF SAME PLACE.

IMPROVEMENT IN TOY PISTOLS.

Specification forming part of Letters Patent No. 209,884, dated November 12, 1878; application filed August 23, 1878.

To all whom it may concern:

Be it known that I, LOUIS GREGET, of Brooklyn, in the county of Kings and State of New York, have invented certain new and useful Improvements in Toy Pistols; and I do hereby declare that the following is a full, clear, and exact description thereof, which will enable others skilled in the art to which it appertains to make and use the same, reference being had to the accompanying drawings, and to the letters of reference marked thereon, which form a part of this specification.

The nature of my invention consists in the construction and arrangement of a toy pistol, in the manner hereinafter described, whereby a cap may be exploded or a ball or its equivalent fired off, or both at the same time, as desired.

In the annexed drawing, to which reference is made, Figure 1 is a longitudinal section of my toy pistol, showing the hammer cocked. Fig. 2 is a similar view, showing the hammer down. Fig. 3 is a plan view of the pistol.

A represents the handle, and B the barrel, of a toy pistol, cast, as usual, in longitudinal parts, and said parts united together by means of the bolt or pin *a*, which also pivots the hammer C in its place. D is the hammer-spring; F, the trigger, and G the trigger-spring. These parts are constructed substantially in the same manner as in ordinary toy pistols, with exceptions as hereinafter set forth.

Within the barrel B is a plunger, *b*, attached to a rod, *a'*, which passes through the rear end of the barrel and through a guide, *d*, made stationary in the barrel. On the rod *a'*, in rear of the guide *d*, is fastened a collar, *e*, and between this collar and the guide is a spiral

spring, *f*, placed around the rod, so that when the hammer is raised the rod and plunger will by the spring be forced rearward, as shown in Fig. 1. Immediately back of the rear end of the barrel and at an angle from its lower edge is formed a cup, *h*, to receive an ordinary paper cap.

The hammer C is formed with two heads, *i* and *i'*, set at such an angle to each other that when the hammer is down they will coincide, respectively, with the rear end of the barrel and the cup *h*.

With this construction of the parts a ball or its equivalent may be shot out without making any noise, or a paper cap may be exploded without shooting off any ball, or both may be done at one time, if desired.

Having thus fully described my invention, what I claim as new, and desire to secure by Letters Patent, is—

1. In a toy pistol, a hammer having a double head, one side being arranged for shooting off a ball or its equivalent and the other for exploding a paper cap, in combination with a pistol constructed substantially as herein set forth.

2. In a toy pistol, the barrel provided with an interior spring-plunger and a cup arranged in rear of and at an angle with the line of the barrel, in combination with a double-headed hammer, substantially as and for the purposes herein set forth.

In testimony that I claim the foregoing as my own I have hereto affixed my signature in presence of two witnesses.

LOUIS GREGET.

Witnesses:

C. H. WATSON,
CHRISTIAN L. HINES.