

A. A. HALLADAY.  
Rocking-Chair.

No. 209,886.

Patented Nov. 12, 1878.

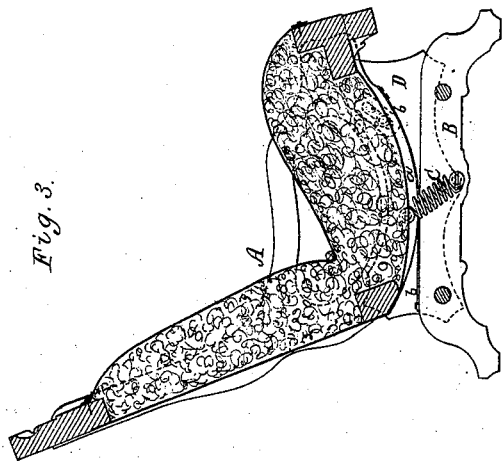


Fig. 3.

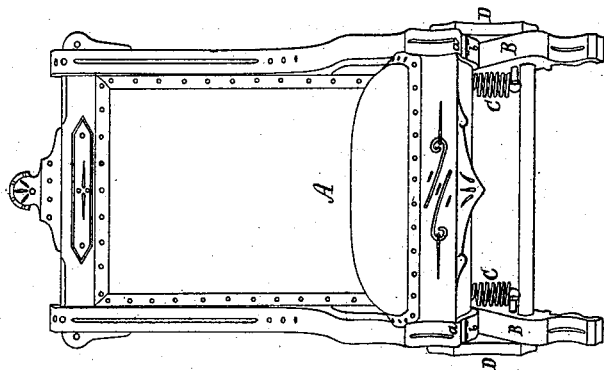


Fig. 2.

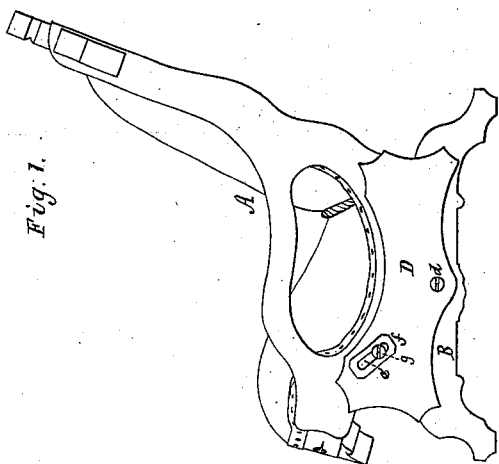


Fig. 1.

Witnesses  
*S. N. S. S.*  
*Wm B. Brown*

Inventor  
*Albert A. Halladay*  
by his attorney  
*R. N. Eddy*

# UNITED STATES PATENT OFFICE.

ALBERT A. HALLADAY, OF BELLOWS FALLS, VERMONT.

## IMPROVEMENT IN ROCKING-CHAIRS.

Specification forming part of Letters Patent No. **209,886**, dated November 12, 1878; application filed August 22, 1878.

*To all whom it may concern:*

Be it known that I, ALBERT A. HALLADAY, of Bellows Falls, of the county of Windham, of the State of Vermont, have invented a new and useful Improvement in Rocking-Chairs; and do hereby declare the same to be described in the following specification and represented in the accompanying drawings, in which—

Figure 1 denotes a side elevation, Fig. 2 a front view, and Fig. 3 a vertical section, of a chair provided with my invention, which is an improvement in those chairs whose rockers rest on a stationary frame, and are provided with guards to extend down from the rockers and aside of the frame.

Heretofore it has been the practice to permanently or immovably fix such guards to the rockers; but in carrying out my improvement in the manner as represented in the drawings, I pivot each guard to the supporting-frame, and only connect the guard to the rocker by a stud or headed screw inserted in the rocker through a slot in the guard. The guard is thus separate from either the rocker or frame, except in being connected thereto by the aforesaid pivot and stud and slot. The advantage of this is that the guard in each movement of it has a much less throw or rise or fall than it would have were it fixed to the rocker alone, and consequently it will always so cover or shield the opening between the rocker and its supporting-frame as to prevent any child or person from getting his fingers or foot caught between the rocker and the frame and pinched or injured thereby.

In the drawings, A denotes the chair-body, and B its rocker-supporting frame. The two rockers *a a* of the chair rest on such frame, and each is connected to the frame by a flexi-

ble metallic strap, *b*, interposed between them, and fixed at or near one end to the rocker and at or near the other end to the frame. The chair-body is also connected to each rocker by a helical spring, C, arranged as represented.

The separable guards or rocker-shields are shown at D D as lapping across the spaces between the rockers and the frame, each guard being at its middle and lower part pivoted to the frame by a headed screw, *d*, going through the guard and screwed into the rocker. Furthermore, there is in the upper part of the front half of the guard an oblique slot, *e*, which may be extended through a metallic plate, *f*, fixed to the guard. Through this slot a headed stud or screw, *g*, extends and is fixed in the rocker. While the body of the chair is in the act of being rocked on the sustaining-frame, such body, by means of the studs, will cause the guards to turn on their pivots with reciprocating movements.

I do not claim a rocking-chair provided with guards to its rockers, when such guards are permanently fixed thereto without being in any way attached to the stationary frame.

What I claim as my invention or improvement in the rocking-chair is as follows, viz:

The combination, with the rockers and their sustaining-frame, of rocker-guards movable independently of said rockers and frame, and pivoted to the latter, and connected to the rockers by devices to admit of such guards being moved on their pivots by and with the rockers when in movement, all being substantially as set forth.

ALBERT A. HALLADAY.

Witnesses:

R. H. EDDY,  
JOHN R. SNOW.