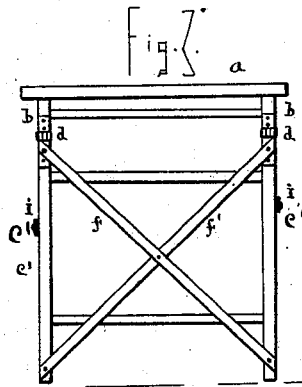
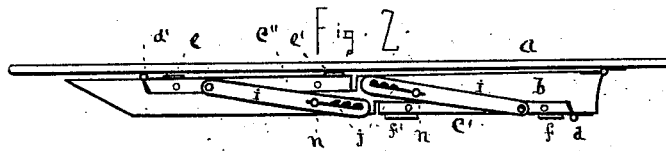
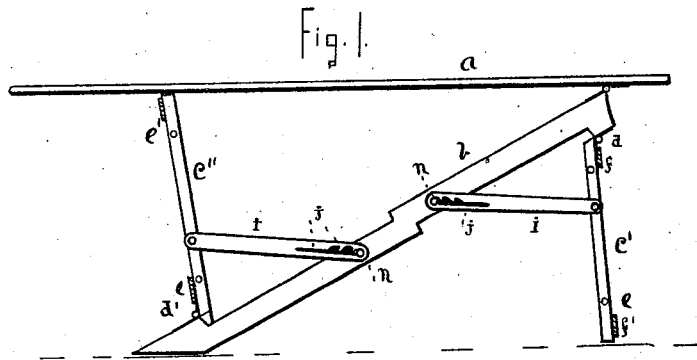


J. B. TERRY.
Folding-Table.

No. 209,940.

Patented Nov. 12, 1878.



E. A. Wagener
of J. Parker

WITNESSES

John B. Terry
INVENTOR

UNITED STATES PATENT OFFICE.

JOHN BOSTWICK TERRY, OF ITHACA, NEW YORK, ASSIGNOR OF ONE-HALF HIS RIGHT TO SEWALL D. THOMPSON, OF SAME PLACE.

IMPROVEMENT IN FOLDING TABLES.

Specification forming part of Letters Patent No. 209,940, dated November 12, 1878; application filed August 19, 1878.

To all whom it may concern:

Be it known that I, JOHN B. TERRY, of Ithaca, Tompkins county, New York, have invented an Improved Folding Table, of which the following is a specification, reference being had to the accompanying drawings.

My object is to make a folding table easily adjusted, standing firmly when unfolded or set up, and well adapted to the uses of such tables; and my invention relates to the hinging, securing, and folding of the legs of the table on the long or diagonal braces that make a part of the table, as will be apparent as I describe it.

Figure 1 is a side elevation of my table erected or set up. Fig. 2 shows the same when folded. Fig. 3 is the end view of the two legs at the head of the table.

In the figures, *a* is the table-board, and *b* the long or diagonal braces, hinged to each other; and *c'* indicates a pair of legs, hinged to the braces *b* near the head of the table, and *c''* a like pair of legs, hinged also to the said braces near the foot of the table. The legs *c'*, when unfolded, reach from the braces *b* to the floor, and the legs *c''*, when unfolded, reach up and sustain the foot of the board *a*. These legs fold into the braces in apertures or spaces of their size made in the braces *b*, as shown in Fig. 2, and thus their sides so fit as to make, when folded, a part of the outline of the diagonal braces. The legs *c' c''* are hinged to the braces *b*, as seen at *d d'*, Fig. 1, and their only motion is to open from or close upon the braces, the legs of each pair being connected in pairs by rounds, (seen in Fig. 3,) and by

crossed braces *f f'*, Fig. 3, or cross-braces *e e'*, Fig. 1. To each of the legs are attached metallic straps or plates *i*, which have longitudinal slots in them, &c., and their only motion is to open from or close upon the braces, the legs being connected in pairs by the rounds *e e'*, and by two cross-braces, *f f'*, as seen in Fig. 3. To each of the legs, as seen at *c' c''*, are attached metallic straps or plates *i*, which have longitudinal slots and notches *j* in them, in which a headed pin, *n*, slides. When the table is unfolded these straps or plates hold the legs fast, and when the table is folded they lie parallel to the braces *b*, as shown in Fig. 2. Thus I make a table easily folded and unfolded, and fully adapted to the purposes of such tables.

The advantages and uses of my invention are apparent to those skilled in the art to which it appertains.

I claim—

1. The diagonal braces *b*, recessed upon the edges to receive the legs when folded, and provided with the headed pins *n*, in combination with the hinged legs *c' c''* and plates or straps *i*, the latter having notched slots *j* to engage with the pins *n*, as set forth.

2. In a folding table, the board *a*, diagonal braces *b*, legs *c' c''*, with their end braces *e e'*, *f f'*, the slotted straps or plates *i*, and pins *n*, constructed and operating as herein shown and described.

JOHN BOSTWICK TERRY.

Witnesses:

S. J. PARKER,
E. A. WAGENER.