

T. VOSBURGH.
Alarm-Register.

No. 209,946.

Patented Nov. 12, 1878.

Fig. 1.

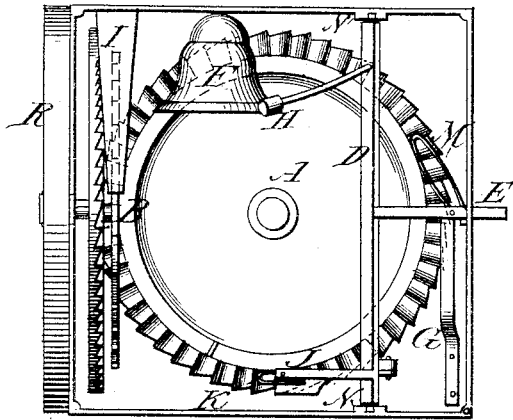


Fig. 2.

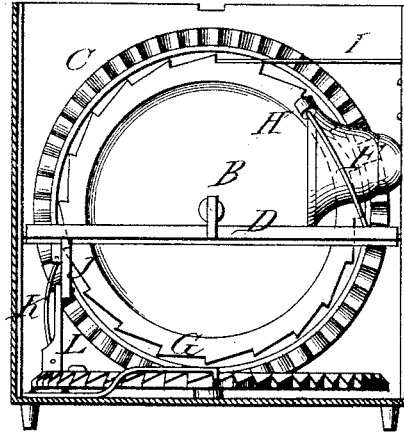


Fig. 3.

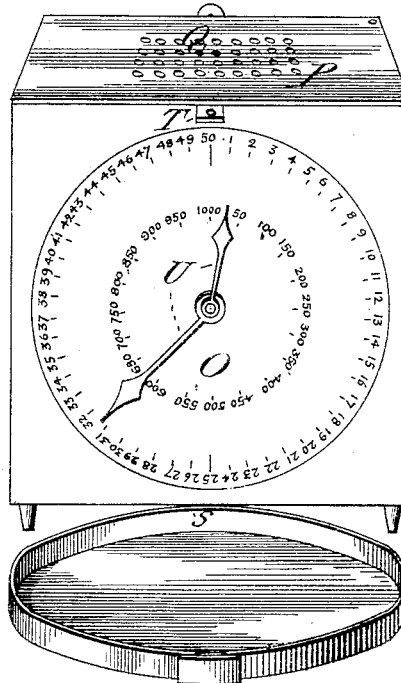
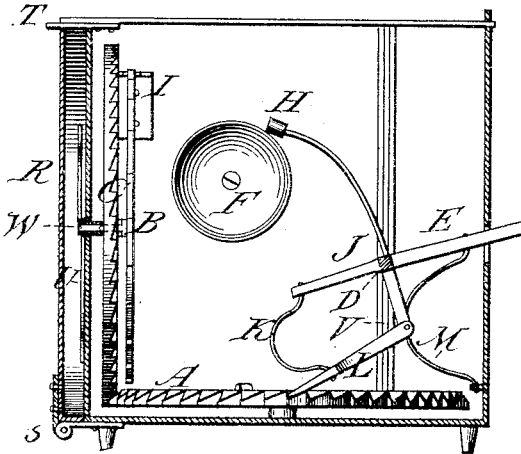


Fig. 4.

Attest:
J. H. Cole
Nathan Liddell

Inventor:
T. Vosburgh

UNITED STATES PATENT OFFICE.

TUNIS VOSBURGH, OF CLYDE, NEW YORK.

IMPROVEMENT IN ALARM-REGISTERS.

Specification forming part of Letters Patent No. **209,946**, dated November 12, 1878; application filed June 5, 1878.

To all whom it may concern:

Be it known that I, TUNIS VOSBURGH, of Clyde, in the county of Wayne and State of New York, have invented a useful machine adapted to the correct indicating or registering of numbers, of which the following is a specification:

Figure 1 is a plan view of the operating mechanism. Fig. 2 is a rear elevation of the same. Fig. 3 is a side elevation of the same, and Fig. 4 is a view of the box, dial, and dial-cap.

This invention relates to the indicating or registering of numbers.

The object of my invention is to provide a rapid, reliable, and correct method of indicating or registering numbers by means of a compact machine composed of a combination of wheels, springs, lever-power, ratchet-movement, bell or gong, and pointers or indicators, so worked or moved by machinery as to indicate correctly upon a dial the number of times the bell has been struck when the pointers have been set at a given number or numbers, the whole securely inclosed in a compact iron box, as shown by the drawing accompanying this specification.

The general working of the machine may be described as follows: Into the base-wheel A, which works on a pivot securely fastened at the bottom of the box, meshes the dial-wheel C, in each of which are fifty cogs or notches. These, when moved by the lever-power attachment, as shown in Fig. 3, will cause the pointer or indicator, which counts by single numbers, to indicate upon the dial that one number has been passed at every stroke of the gong or bell.

B is a ratchet-wheel with twenty notches or cogs, which is worked by the same lever-power, and at every revolution of the base-wheel A passes one cog, and is moved by catching an extra or large cog in the base-wheel A, causing the gong or bell to ring and the proper pointer or indicator to mark or count fifty upon the dial, so that by twenty revolutions of the base-wheel A there will be

one revolution of the ratchet-wheel C, counting one thousand upon the dial.

D is the lever, and E the handle of the same, which is worked from the outside of the box, as shown in Figs. 1 and 3, connected by springs K and M, the spring K being attached to and governing the dog L, the spring M being the mainspring of the lever-handle E.

G is a catch-spring, which works on the base-wheel A, and governs the movement of the base-wheel holding at every notch.

H is the hammer attached to the lever D, and strikes one upon the gong or bell F every time the lever-handle E is pressed down and thrown back by the mainspring M. One notch or cog on the base-wheel A being passed causes the proper pointer to indicate "one" as counted on the dial.

I is the stop-spring of the ratchet-wheel B, and governs its movement, holding it at every notch. J is the spring-arm, connecting the lever E with the dog L. O and U show a general view of the dial with pointers or indicators and numbers. V shows the dog-arm attached to the lever. W shows the pivot of shaft carrying the pointers.

The operation of this invention is as follows: When the lever is pressed down it causes the main base-wheel A to move one notch and the proper pointer on the dial to count one by moving forward one number, and the lever being suddenly thrown back by the mainspring M causes the gong or bell F to ring by being struck by the hammer. At every revolution of the main or base wheel A one notch is passed on the ratchet-wheel C, causing the proper pointer to move forward and indicate "fifty" as having been counted on the dial.

What is known as the "bell-punch" is objectionable for registering or counting numbers, for the reason that it requires the punching of paper strips in connection with it.

My invention is adapted to the purpose of rapidly counting and indicating the numbers counted in and of itself as the lever is sprung,

and when the box is closed and locked is secure from observation, except by the proper person having possession of the key.

What I claim is—

In a bell-indicator, the combination of the base-wheel A, dial-wheel C, and ratchet-wheel B, having pawl I, with the lever D E and dog L, connected by the spring-arm V, and

operated by springs K M to cause the hammer H to strike the bell F and the dog L to move the wheels, substantially as and for the purposes set forth.

TUNIS VOSBURGH.

Witnesses:

JUDSON HOLCOMB,
WILLIAM V. BROWN.